

CHT CHIARAVALLI MOTORCYCLE REAR DRIVE SELECTOR 2012

Marca e modello <i>Make and Model</i>	anno year	 KIT	 catena - chain	numero denti originali stock number of teeth	 pignone front sprocket		 corona rear sprocket	
					p/n	denti - teeth	p/n	denti - teeth

update 7 September 2012

Aprilia

50	AF - 1	87		415H	122	12-40	588	11÷15	143 C	38•42•44
50	AF - 1 Europa - Futura	90>91		415H	126	11-43	588	11÷15	8	40•43•44
50	AF - 1 Europa - Futura	92		415H	126	11-43	589	11÷15	8	40•43•44
50	AF - 1 P.108 Replica	88>91		415H	122	12-40	588	11÷15	8	40•43•44
50	AF - 1 Replica	92>93		415H	122	12-40	589	11÷15	8	40•43•44
50	ETX Tuareg	87		415H	122	12-44	588	11÷15	143 C	38•42•44
50	MX	04>	9030	420M	126	12-51	4038	10÷15	2056	51
50	Pegaso AE	92>96		415H	122	13-45	589	11÷15	2011	40•42•45•51
50	Red Rose	87>91	7755	415H	118	12-42	588	11÷15	143 C	38•42•44
50	Red Rose Classic	92>95	7756	415H	130	12-46	589	11÷15	2010	46
50	Red Rose Classic	96>04	9031	415H	130	12-46	4020	12•13	2010	46
50	RS Extrema 3V	92>94		415H	122	12-43	589	11÷15	8	40•43•44
50	RS Extrema 6V	95>98	7758	415H	120	12-44	4020	12•13	8	40•43•44
50	RS	99>05	7757	420M	122	12-47	4038	10÷15	2055	47
50	RS, RS4	06>12	9623	420M	132	11-53	4051	11÷14	2123	50•53
			9622	420M	132	14-53	4051	11÷14	2123	50•53
50	RX Rally	89>90		415H	122	12-44	588	11÷15	143 C	38•42•44
50	RX Six Days	91		415H	122	13-44	589	11÷15	240	44•46
50	RX - R AE 3V	92>94		415H	122	13-45	589	11÷15	2011	40•42•45•51
50	RX 6V	95>98	9203	415H	126	12-51	4020	12•13	2011	40•42•45•51
50	RX	98>05	9030	420M	126	12-51	4038	10÷15	2056	51
50	RX	06>12	9623	420M	132	11-53	4051	11÷14	2123	50•53
			9622	420M	132	14-53	4051	11÷14	2123	50•53
50	SX	06>12		420M	132	11-53	4051	11÷14	2075 C	45•48•50•52•53
50	Tuono	03>04	9032	420M	122	11-47	4038	10÷15	2055	47
50	Wind	88>90		415H	122	12-44	588	11÷15	143 C	38•42•44
125	AF - 1 Replica	87>88		520	104	16-36	402 K	15•16	19 C	38
125	AF - 1 Sintesi, Sport	88>90		520	106	16-37	394	13÷17	19 C	38
125	AF - 1 Europa / Futura	90>93		520	106	16-38	394	13÷17	19 C	38
125	MX	04>06	9676	520H	112	15-45	394	13÷17	22 C	42•45•49
125	Pegaso	90>96	9033B	520		14-40	394	13÷17	701 C	38-43
125	Rally-RX	89		520	112	14-48	394	13÷17	245 C	39-41•43-45•47•48•51
125	Red Rose	89>98	9208	520	110	14-41	394	13÷17	20 C	41
125	RS Extrema	93>99	7501	520H	106	16-39	394	13÷17	701 C	38-43
			7501B	520						
125	RS Replica	93>05	7759	520H	108	14-39	394	13÷17	701 C	38-43
			7759B	520						
125	RS, RS4	06>12	9498	520H	110	17-40	394	13÷17	2117 C	40•44
			9498B	520					2117 EC	46-48
									2058 EMD	38-45
125	RX-R	90>92		520H	112	14-49	394	13÷17	22 C	42•45•49
125	RX	93>94	7502	520H	114	17-49	394	13÷17	22 C	42•45•49
			7502B	520						
125	RX	95>02		520H	112	17-42	394	13÷17	22 C	42•45•49
125	RX									
125	SX									
125	Tuareg	86>87		520H	102	15-41	402 K	15•16	16 C	44
125	Tuareg (Disc brake)	87		520H	110	15-45	402 K	15•16	18 C	38•39•43•45•46
125	Tuareg Rally	90>94	7503	520H	112	15-49	394	13÷17	22 C	42•45•49
			7503B	520						
125	Tuono	03>07	9033	520H	104	14-40	394	13÷17	701 C	38-43
			9033B	520						
125	Wind	88		520H	102	14-41	394	13÷17	16 C	44
125	Wind AE	89>90	9033	520H	104	14-40	394	13÷17	701 C	38-43
			9033B	520						
250	RS	95>04	7504	520SO	110	14-42	565 K	11÷16	2026 C	42
			7504B	520H						
350	ETX Tuareg	85>87	7505	520SO	104	15-46	402 K	15•16	18 C	38•39•43•45•46
350	ETX Tuareg Wind	88>89		520SO	104	16-45	1513 K	15•16	5 C	43-45•47•49
450	MXV	08>10	9677	520MXU	118	14-49	4071 K	12÷16	2110 EC	48-51
									2110 ESM	45-47
450	RXV	06>11	9210	520XSO	118	15-48	4071 K	12÷16	2110 EC	48-51
									2110 ESM	45-47
450	SXV	06>11	9211	520XSO	118	15-46	4071 K	12÷16	2110 ESM	45-47
									2110 EC	48-51
550	RXV	06>11	9210	520XSO	118	15-48	4071 K	12÷16	2110 EC	48-51
									2110 ESM	45-47
550	SXV	06>11	9213	520XSO	120	16-46	4071 K	12÷16	2110 ESM	45-47
									2110 EC	48-51
600	ETX Tuareg	85>87		520SO	104	15-46	1513 K	15•16	18 C	38•39•43•45•46
600	Pegaso	90>92		520SO	106	16-43	1513 K	15•16	5 C	43-45•47•49
600	Tuareg Wind	88>89		520SO	106	16-43	1513 K	15•16	5 C	43-45•47•49
650	Motò	95>02	9214	520SO	108	16-49	4015 K	16	5 C	43-45•47•49
650	Pegaso	92>96	9215	520SO	110	16-47	4015 K	16	5 C	43-45•47•49

CHT CHIARAVALLI MOTORCYCLE REAR DRIVE SELECTOR 2012

Marca e modello Make and Model	anno year	 KIT	 catena - chain	numero denti originali stock number of teeth	 pignone front sprocket		 corona rear sprocket	
					p/n	denti - teeth	p/n	denti - teeth

update 7 September 2012

650	Pegaso	97>02	7506	520SO	110	16-47	402 K	15•16	5 C	43:45•47•49
650	Pegaso i.e.	03>04	7506	520SO	110	16-47	402 K	15•16	5 C	43:45•47•49
650	Pegaso Strada, Fun, Factory	05>08	9500	520SO	112	15-44	308 K	14•15	2117 C 2117 EC 2058 EMD	40•44 46:48 38:45
650	Pegaso-Trail	07>10	9500	520SO	112	15-44	308 K	14•15	5 C	43:45•47•49
750	Dorsoduro, Dorsoduro Factory	08>12		525GXW	112	16 -46	4089 K	16•17	2058 THF 2058 C 2058 ED	40:47 40:47 43•46•47
750	Dorsoduro #520 chain conversion	08>12		520GXW	112	16-46	4089 KM	16•17	2058 EMD	38:45
750	SL Shiver, GT	07>12	9624	525GXW	108	16-44	4089 K	16•17	2058 THF 2058 C 2058 ED	40:47 40:47 43•46•47
750	SL Shiver, GT #520 chain conversion	07>12	9624B	525XSO						
750	SL Shiver, GT #520 chain conversion	07>12		520GXW	112	16-44	4089 KM	16•17	2058 EMD	38:45
850	SRV850	2012		525GXW	116	22-47	nd	nd	2129 ED	46:49
850	Mana, GT	08>11	9625	525GXW	100	18-40	4090 K	18•19	2058 THF 2058 C 2058 ED	40:47 40:47 43•46•47
850	Mana, GT	08>11	9625B	525XSO						
1000	ETV Caponord - ABS	01>08	7760	525GXW	112	17-45	4040 K	16•17	2083 THF 2083 C	45 45
1000	RST Futura	01>04	7761	525GXW	108	16-43	4040 K	16•17	2077 C	43
1000	RSV, SP, R	98>02	7507	525GXW	108	17-42	4040 K	16•17	2058 THF 2058 C 2058 ED	40:47 40:47 43•46•47
1000	RSV, SP, R #520 chain conversion	98>02		520GXW	108	17-42	4040 KM	15÷17	2058 EMD	38:45
1000	RSV 1000 R	03		525GXW	102	17-40	4040 K	16•17	2058 THF 2058 C 2058 ED	40:47 40:47 43•46•47
1000	RSV 1000 R #520 chain conversion	03		520GXW	102	17-40	4040 KM	15÷17	2058 EMD	38:45
1000	RSV 1000 R, Factory, Dream	04>09		525GXW	106	16-40	4040 K	16•17	2058 THF 2058 C 2058 ED	40:47 40:47 43•46•47
1000	RSV 1000 R, Factory #520 chain conversion	04>09		520GXW	106	16-40	4040 KM	15÷17	2058 EMD	38:45
1000	RSV4 Factory, RSV4 R	09>12		525GXW	108	16-40	4040 K	16•17	2058 THF 2058 C 2058 ED	40:47 40:47 43•46•47
1000	RSV4 Factory, RSV4 R #520 chain conversion	09>12		520GXW	106	16-40	4040 KM	15÷17	2058 EMD	38:45
1000	SL Falco	00>06	7508	525GXW	106	16-41	4040 K	16•17	2058 THF 2058 C 2058 ED	40:47 40:47 43•46•47
1000	SL Falco #520 chain conversion	00>06		520GXW	106	16-41	4040 KM	15÷17	2058 EMD	38:45
1000	Tuono	02>05	7507	525GXW	108	17-42	4040 K	16•17	2058 THF 2058 C 2058 ED	40:47 40:47 43•46•47
1000	Tuono #520 chain conversion	02>05		520GXW	108	17-42	4040 KM	15÷17	2058 EMD	38:45
1000	Tuono R, Factory, V4R	06>12	9503	525GXW	108	16-40	4040 K	16•17	2058 THF 2058 C 2058 ED	40:47 40:47 43•46•47
1000	Tuono R, Factory, V4R #520 chain conversion	06>12		520GXW	108	16-40	4040 KM	15÷17	2058 EMD	38:45
1200	Dorsoduro	11>12		525GXW	108	16-40	4089 K	16•17	2058 THF 2058 C 2058 ED	40:47 40:47 43•46•47
1200	Dorsoduro #520 chain conversion	11>12		520GXW	108	16-40	4089 KM	16•17	2058 EMD	38:45

Benelli

900	TNT 890, Café Racer, Titanium	05>11		525GXW	110	16-36	4060 KA	15•16	2096 THF	36•41
900	Tornado, Tre K, Tornado RS	02>05	9216	525GXW	112	16-41	4060 KA	15•16	2096 THF	36•41
1000	Tornado RS	04>05	9216	525GXW	112	16-41	4060 KA	15•16	2096 THF	36•41
1130	Century Racer, Tornado, Tre K	07>11		525GXW	112	16-36	4060 KA	15•16	2096 THF	36•41
1130	Tre K Amazonas	07>12		525GXW	110	16-37	4060 KA	15•16	2041 THF	35•37÷43

Betamotor

50	RK6	94>98		428	130	12-56	1492 K	10÷12	2019 E	56
50	RR	98>99		428	126	12-56	1492 K	10÷12	2092 E	50•52•56
50	RR Enduro	02>04	9626	420M	124	11-51	4038	10÷15	2103 E	50:53•58÷60
50	RR Supermotard	02>05	9627	420M	126	12-50	4038	10÷15	2103 E	50:53•58÷60
50	RR	06>09	9628	420M	126	11-51	4038	10÷15	2112 E	49÷53
50	ST, ALP	98>99		428	122	10-56	1492 K	10÷12	2092 E	50•52•56
125	Alp	98>00		428	126	11-55	1492 K	10÷12	2019 E	56
125	Trial TR 33/34/35	85>90		428	136	12-56	1492 K	10÷12	1507 E	52•54•56
125	Zero	91>93		428	136	12-56	1492 K	10÷12	2019 E	56
125	RR 125 Motard 4T	08>09		428	130	13-46	417 K	14÷16	2066 E	47÷53
240	Alp	89>95		520KZ6	100	10-42	4008 K	10•12•13	1511 E	39•40•42
240	Techno	97		520KZ6	100	11-42	4008 K	10•12•13	1494 E	40•43

CHT CHIARAVALLI MOTORCYCLE REAR DRIVE SELECTOR 2012

Marca e modello <i>Make and Model</i>	anno year	 KIT	 catena - chain	numero denti originali stock number of teeth	 pignone front sprocket		 corona rear sprocket	
					p/n	denti - teeth	p/n	denti - teeth

update 7 September 2012

240	Techno	98>99		520KZ6	100	11-43	4008 K	10•12•13	1494 E	40•43
240	Trial TR 33/35	85>91		520KZ6	100	10-42	1493	10	1511 E	39•40•42
240	Zero Sup. TR	92>94		520KZ6	100	10-40	4008 K	10•12•13	1494 E	40•43
250	RR 250	05>11		520SMO	118	14-52	1248 K 1248 KC	12÷15 12÷14	1509 EC 1509 C 1509 ESM	47÷53 50 38÷46
260	Zero/TR 35	90>91		520KZ6	100	10-43	4008 K	10•12•13	1494 E	40•43
260	Zero-Synt	92>94		520KZ6	100	10-40	4008 K	10•12•13	1494 E	40•43
350	Jonathan	01>04		520SMO	120	15-44	432 K 432 KC	11÷15 13÷15	5 C	43÷45•47•49
350	RR 350	2012	9724	520XS0	114	13-50	1248 K 1248 KC	12÷15 12÷14	1509 EC 1509 C 1509 ESM	47÷53 50 38÷46
400	RR 400	06>12	9724	520XS0	114	13-50	1248 K 1248 KC	12÷15 12÷14	1509 EC 1509 C 1509 ESM	47÷53 50 38÷46
450	RR 450, RR498	06>12	9724	520XS0	114	13-50	1248 K 1248 KC	12÷15 12÷14	1509 EC 1509 C 1509 ESM	47÷53 50 38÷46
525	RR 525	05>09		520XS0	118	14-50	1248 K 1248 KC	12÷15 12÷14	1509 EC 1509 C 1509 ESM	47÷53 50 38÷46

Bimota

1100	DB5 1100 R,S - Tesi 3D	08>12		520GXW	100	15-38	4091 K	15	2126 ED	38•40
1100	DB6 1100 Delirio S, Delirio R	07>12		520GXW	100	15-40	4091 K	15	2126 ED	38•40
1100	DB7	06>12		520GXW	102	15-40	4091 K	15	2126 ED	38•40


BMW

450	G450X	07>10		520SO	114	14-48	4094 K	13•14	2130 EC	45÷51
450	G450X Street Legal	09>12		520SO		14-51	4094 K	13•14	2130 EC	45÷51
650	F650	94>00	7506	520SO	110	16-47	402 K	15•16	5 C	43÷45•47•49
650	F650GS	99>06	7510	520SO	112	16-47	402 K	15•16	5 C	43÷45•47•49
650	G650XChallenge	07>08	9629	520SO	112	15-47	402 K	15•16	2125 EC	47•48
650	G650XCountry	07>08	9675	520SO	112	16-47	402 K	15•16	2125 EC	47•48
650	G650XMoto	07>08	9630	520SO	112	16-47	402 K	15•16	2117 EC 2117 C 2058 EMD	46÷48 40•44 38÷45
650	F650GS	06-08	9631	525XS0	116	17-41	4040 K	16•17	2132 C	40÷43
650	F650GS	09>12		525XS0	116	17-41	4040 K	16•17	2136 C	40÷43
800	F800GS	08		525XS0	116	16-42	4040 K	16•17	2132 C	40÷43
800	F800GS	09>12	9632	525XS0	116	16-42	4040 K	16•17	2136 C	40÷43
800	F800R	09>12		525XS0	120	20-47	4099 K	20	2132 C	40÷43•47
1000	S1000RR	09>11		525GXW	118	17-44	4098 K	16÷18	2135 THF	42÷46
1000	S1000RR #520 chain conversion	09>11		520GXW	118	17-44	4098 KM	14÷18	2135 EMD	40÷46
1000	S1000RR	2012		525GXW	118	17-45	4098 K	16÷18	2135 THF	42÷46
1000	S1000RR #520 chain conversion	2012		520GXW	118	17-45	4098 KM	14÷18	2135 EMD	40÷46

Cagiva

50	Cocis	88>89		415H	124	13-50	209	11÷14•15•16	695	50
50	Cocis K3	90>93		428H	124	14-50	708	13÷15	696	49•50
50	Prima 3V-6V	92>96		428H	122	13-49	708	13÷15	696	49•50
50	Super City / W4	92>96		9217 428	122	13-49	708	13÷15	696	49•50
75	Cocis	90>91		9218 428	126	14-50	708	13÷15	696	49•50
75	W4	92>93		9219 428	124	15-49	708	13÷15	696	49•50
125	Aletta Rossa	83>87		428H	122	16-45	710	15•16	1172	45
125	Aletta Oro	85>87		520	104	12-41	711 K	12÷14	13 C	39
125	Blues	87>95	7763	520	112	14-39	711 K	12÷14	13 C	39
125	Elefant 1/2/3	84>88		428H	122	16-45	710	15•16	1172	45
125	Freccia C9-C10	88>89	7763	520	112	14-39	711 K	12÷14	13 C	39
125	Freccia C12-R	89>92		520H	114	14-41	711 K	12÷14	13 C	39
125	K-7	89>92		9222 520	114	13-44	711 K	12÷14	698 C	39•42•44•46
125	Mito	90>92		7765 520	116	14-43	711 K	12÷14	701 C	38÷43
125	Mito EV	93>99		7511 520	114	14-41	711 K	12÷14	701 C	38÷43
125	Mito EV	00>04		9634 520	114	14-38	711 K	12÷14	701 C	38÷43
125	Mito Euro 2	04>08		7765 520	116	14-43	711 K	12÷14	701 C	38÷43

CHT CHIARAVALLI MOTORCYCLE REAR DRIVE SELECTOR 2012

Marca e modello Make and Model	anno year	 KIT	 catena - chain	numero denti originali stock number of teeth	 pignone front sprocket		 corona rear sprocket	
					p/n	denti - teeth	p/n	denti - teeth

update 7 September 2012

125	Mito SP525	09	7765 7765B	520H 520	116	14-43	711 K	12÷14	701 C	38÷43
125	N1	97>98		520H	116	14-43	711 K	12÷14	2042 C	43
125	Planet	98>00	7765 7765B	520H 520	116	14-43	711 K	12÷14	701 C	38÷43
125	Raptor	03>09	9035 9035B	520H 520	114	14-43	711 K	12÷14	701 C	38÷43
125	SST	84>87		428	136	16-45	710	15*16	1172	45
125	Super City	91>99	9223 9223B	520H 520	108	13-42	711 K	12÷14	701 C	38÷43
125	W8	92>96	9224 9224B	520H 520	108	13-44	711 K	12÷14	698 C	39*42*44*46
125	WMX	89>92		520KZ6	114	12-49	718 K	12*13	1509 EC 1509 C	47:53 50
250	WMX	89>92		520KZ6	116	14-48	507 K	14*15	1509 EC 1509 C	47:53 50
350	Ala Azzurra	85>88		530SO	108	15-47	725 K	15	1022 C	38*40*47
350	T4 E-R	87>91	9225	520SO	110	16-42	728 K	15*16	828 C	42*47*48
350	W 12	93>96	9226	520SO	110	16-46	728 K	15*16	698 C	39*42*44*46
500	Canyon	98>00	9227	520SO	116	15-46	507 K	14*15	2049 C	45*46
500	T4 E-R	87>90	7513	520SO	110	15-42	728 K	15*16	828 C	42*47*48
600	Canyon	96>99	7514	520XSO	112	15-45	728 K	15*16	2049 C	45*46
600	River	95>99	9228	520XSO	116	15-43	728 K	15*16	701 C	38÷43
600	W 16	95		520XSO	112	16-44	728 K	15*16	698 C	39*42*44*46
600	W 16 (from 2G100001)	95>98	9229	520XSO	112	15-44	728 K	15*16	698 C	39*42*44*46
650	Elefant	86>87		530SO	106	15-44	725 K	15	718 C	46*48
650	Raptor / V-Raptor IE	01>07	7516	525XSO	108	15-45	520 K	14÷17	2087 THF 2087 C	45 45
750	Elefant Bifaro-Lucky Explorer	87>89	7518 7518B	530XSO 530SO	106	14-46	726 K	14	718 C	46*48
750	Elefant	93>97	7517 7517B	530XSO 530SO	108	15-46	4012 K	15	729 C	46*48
900	Canyon	98>00	7519	525GXW	108	15-45	4039 K	15	2054 C	41*43*45
900	Elefant Lucky Explorer	90	7521	530SO	108	15-46	4002 K	15	729 C	46*48
900	Elefant IE - AC - GT	91>97	7520	530SO	108	15-46	4013 K	15	729 C	46*48
1000	Navigator	01>05	9230	525GXW	108	16-41	520 K	14÷17	2054 C	41*43*45
1000	Raptor, V-Raptor	00>06	9036	530GXW	106	16-40	566 K	14÷18	2069 THF	40






Daelim

125	VC - S	95>99	9231 9231B	428H 428	126	14-43	259 K	14÷16	269	34*35*39*40*41*42*43*47*48*49
125	VL	00>03	9232 9232B	428H146 428146	146	14-42	259 K	14÷16	269	34*35*39*40*41*42*43*47*48*49
125	Roadwin R	07>08	9232 9232B	428H146 428146	146	14-42	259 K	14÷16	269	34*35*39*40*41*42*43*47*48*49
125	VS - VT	98>02	9233 9233B	428H 428	126	14-42	259 K	14÷16	269	34*35*39*40*41*42*43*47*48*49

Derbi

50	Classic	01		420M	134	12-53	4032	12÷14	2035	48*50*53
50	GPR R	98>99		420M	134	13-52	4032	12÷14	2059	52
50	GPR R	00>02	9635	420M	134	12-52	4051	11÷14	2059	52
50	GPR R / Nude	04>08	9636	420M	134	12-53	4051	11÷14	2123 C	50*53
50	GP1	05>08	9636	420M	134	12-53	4051	11÷14	2123 C	50*53
50	Senda SM, DRD	00>05	7766	420M	130	14-53	4032	12÷14	2035	48*50*53
50	Senda SM Racing	01>02		420M	134	13-53	4032	12÷14	2035	48*50*53
50	Senda R DRD, X-treme	02>05	9133	420M	140	14-53	4032	12÷14	2035	48*50*53
50	Senda R, X-Race	04>05		420M	140	13-53	4032	12÷14	2035	48*50*53
50	Senda R, X-Race	06>08		420M	130	11-53	4032	12÷14	2035	48*50*53
50	Senda R DRD PRO, DRD Racing	06>08		420M	132	13-53	4032	12÷14	2035	48*50*53
50	Senda SM DRD, SM DRD Racing	06>08		420M	132	11-53	4032	12÷14	2035	48*50*53
50	X-treme Enduro	05>06		420M	134	13-53	4051	11÷14	2075 C	45*48*50*52*53
125	Terra	07>08		428H	130	nd-51	nd		2106 E	48*50*51*52*54*56*58*60*62
125	Cross City	07>08		428H	134	15-50	259 K	14÷16	2106 E	48*50*51*52*54*56*58*60*62
125	GPR	04>08		428H	130	16-nd	558	13÷18	nd	
125	Mulhacen	07>08		428H	130	nd	nd		2106 E	48*50*51*52*54*56*58*60*62
125	Senda R	05>07		428H	136	17-54	264	14÷16	2106 E	48*50*51*52*54*56*58*60*62
125	Senda SM	05>		428H	136	14-50	264	14÷16	2106 E	48*50*51*52*54*56*58*60*62
125	Senda Baja SM	06>08	9638 9638B	428H 428	140	17-52	4036 K	15*17	2106 E	48*50*51*52*54*56*58*60*62
125	Senda Baja R Enduro	06>08	9639 9639B	428H 428	142	17-54	4036 K	15*17	2106 E	48*50*51*52*54*56*58*60*62
660	Mulhacen	06>08		520XSO	106	15-46	308 K	14*15	817 C	46

CHT CHIARAVALLI MOTORCYCLE REAR DRIVE SELECTOR 2012





Marca e modello <i>Make and Model</i>	anno year	  KIT	 catena - chain	numero denti originali stock number of teeth	 pignone front sprocket		 corona rear sprocket	
					p/n	denti - teeth	p/n	denti - teeth

update 7 September 2012





Ducati

350	F3	87>88		530SO	104	15-47	725 K	15	1022 C	38*40*47
350	Indiana	87>88		530SO	104	15-46	725 K	15	718 C	46*48
350	Sport-SS	92>94		520XSO	100	14-45	4003 K	14	735 THF 735 C 735 E	36:48 36:48 39:49
400	Monster	03>05		520GXW	102	14-46	736 K	14*15	735 THF 735 C 735 E	36:48 36:48 39:49
400	Monster DK IE	05		520GXW	106	15-48	4019 K	14*15	735 THF 735 C 735 E	36:48 36:48 39:49
400	SS	92>95	9234 9234B	520XSO 520SO	98	14-43	4003 K	14	735 THF 735 C 735 E	36:48 36:48 39:49
500	Pantah	82		530SO	94	15-38	492 K	15	1022 C	38*40*47
600	Monster	94	7522	520SO	98	15-38	736 K	14*15	735 THF 735 C 735 E	36:48 36:48 39:49
600	Monster	95>97	7523	520SO	102	15-43	736 K	14*15	735 THF 735 C 735 E	36:48 36:48 39:49
600	Monster Dark	98>02	7524	520XSO	102	15-46	736 K	14*15	735 THF 735 C 735 E	36:48 36:48 39:49
600	Pantah	82		530SO	94	15-38	492 K	15	1022 C	38*40*47
600	SS	94	7525	520SO	96	15-36	736 K	14*15	735 THF 735 C 735 E	36:48 36:48 39:49
600	SS	95>98	7526	520XSO	98	15-41	736 K	14*15	735 THF 735 C 735 E	36:48 36:48 39:49
620	Monster i.e	02>03	7527	520XSO	106	15-46	736 K	14*15	735 THF 735 C 735 E	36:48 36:48 39:49
620	Monster-Monster Dark Single Disc	04	9039	520XSO	110	15-48	4019 K	14*15	735 THF 735 C 735 E	36:48 36:48 39:49
620	Monster-Monster Dark Single Disc	05>06	9235	520XSO	110	15-48	736 K	14*15	735 THF 735 C 735 E	36:48 36:48 39:49
620	Multistrada	05>07		520XSO	108	15-48	736 K	14*15	735 THF 735 C 735 E	36:48 36:48 39:49
695	Monster 695	07>08	9504	520XSO	102	15-42	736 K	14*15	735 THF 735 C 735 E	36:48 36:48 39:49
696	Monster 696, ABS	08>12	9640	520XSO	108	15-45	736 K	14*15	735 THF 735 C 735 E	36:48 36:48 39:49
748	SP	95>98	7529 7529B	520GXW 520XSO	94	14-37	4019 K	14*15	2028 THF 2028 ED	37*38*41 36:42
748	Biposto	96>02	7528 7528B	520GXW 520XSO	94	14-38	4019 K	14*15	2028 THF 2028 ED	37*38*41 36:42
748	748 S	00>02	7528 7528B	520GXW 520XSO	94	14-38	4019 K	14*15	2028 THF 2028 ED	37*38*41 36:42
749	749, 749 S	03>07	9027 9027B	525GXW 525XSO	96	14-39	4054 K	14*15	2091 THF 2091 C 2091 ED	35:42 35:42 36:42
749	749, 749 S #520 chain conversion	03>07		520GXW	96	14-39	4054 KM	14:16	2091 EMD	36:42
749	749 Dark	04>07	9641 9641B	525GXW 525XSO	98	15-39	4054 K	14*15	2091 THF 2091 C 2091 ED	35:42 35:42 36:42
749	749 Dark #520 chain conversion	04>07		525GXW	96	15-39	4054 KM	14:16	2091 EMD	36:42
749	749 R, 749 R Europa	04>07	9236 9236B	525GXW 525XSO	96	15-35	4054 K	14*15	2091 THF 2091 C 2091 ED	35:42 35:42 36:42
749	749 R #520 chain conversion	04>07		520GXW	96	15-35	4054 KM	14:16	2091 EMD	36:42
749	749 S Europa	05>07	9642 9642B	525GXW 525XSO	96	15-38	4054 K	14*15	2091 THF 2091 C 2091 ED	35:42 35:42 36:42
749	749 S Europa #520 chain conversion	05>07		520GXW	96	15-38	4054 KM	14:16	2091 EMD	36:42
750	750 Sport/Supersport i.e.	01>02	7531	520XSO	98	15-40	736 K	14*15	735 THF 735 C 735 E	36:48 36:48 39:49





CHT CHIARAVALLI MOTORCYCLE REAR DRIVE SELECTOR 2012

Marca e modello Make and Model		anno year	 KIT		 catena - chain		numero denti originali stock number of teeth	 pignone front sprocket		 corona rear sprocket	
			p/n	denti - teeth	p/n	denti - teeth					
update 7 September 2012											
750	F1	84		530SO	98	15-38	725 K	15	1022 C	38*40*47	
750	F1	85>87		530SO	98	15-38	497	14*15	1022 C	38*40*47	
750	F1	88		530SO	98	15-40	497	14*15	1022 C	38*40*47	
750	Indiana	87>90		530SO	104	14-46	726 K	14	718 C	46*48	
750	Monster	96>98	7532	520XSO	98	15-38	736 K	14*15	735 THF 735 C 735 E	36:48 36:48 39:49	
750	Monster i.e	99>02	7533 7533B	520GXW 520XSO	100	15-41	736 K	14*15	735 THF 735 C 735 E	36:48 36:48 39:49	
750	Montjuich	87		520XSO	98	14-40	494 K	14*15	491 C	40	
750	Paso	87>90		520XSO	110	15-38	495 K	15	491 C	40	
750	Santa Monica	88		520XSO	110	15-38	494 K	14*15	491 C	40	
750	SS	79		530XSO	104	15-36	493 K	15*16	1022 C	38*40*47	
750	SS / Desmo 2	91>97	9238	520XSO	96	15-37	736 K	14*15	735 C 735 THF 735 E	36:48 36:48 39:49	
803	Hypermotard 796	10>12		525GXW	104	15-42	4014 K	14*15	2099 THF 2099 ED	39:43 39:40	
803	Monster 796, ABS	10>12		525GXW	104	15-39	4054 K	14*15	2099 THF 2099 ED	39:43 39:40	
800	Monster S. i.e. Monster Dark	03>04	7534	520GXW	102	15-42	736 K	14*15	735 THF 735 C 735 E	36:48 36:48 39:49	
800	SS	03>05	7535	520XSO	98	15-39	4019 K	14*15	735 THF 735 C 735 E	36:48 36:48 39:49	
800	Monster i.e.	04	7535	520XSO	98	15-39	4019 K	14*15	735 THF 735 C 735 E	36:48 36:48 39:49	
800	Sport	03	7535	520XSO	98	15-39	4019 K	14*15	735 THF 735 C 735 E	36:48 36:48 39:49	
800	Monster S2R - Monster S2R Dark	04>08		520XSO	104	15-41	736 K	14*15	2028 THF 2028 ED	37*38*41 36:42	
848	848, Evo, Evo Dark	08>12		525GXW	98	15-39	4054 K	14*15	2099 THF 2099 ED	39:43 39:40	
848	848 Streetfighter	2012		525GXW		15-42	4054 K	14*15	2099 THF 2099 ED	39:43 39:42	
851	S.P.	88>89		520XSO	98	15-38	736 K	14*15	491 C	40	
851	S.P.	90	7536	520XSO	98	15-39	736 K	14*15	735 THF 735 C 735 E	36:48 36:48 39:49	
851	S.P.	91	9240	520GXW	96	15-37	736 K	14*15	735 THF 735 C 735 E	36:48 36:48 39:49	
851	Strada	90>91	7536	520XSO	98	15-39	736 K	14*15	735 THF 735 C 735 E	36:48 36:48 39:49	
888	S.P. - S.P. - S	92>93	9241	520GXW	96	15-36	736 K	14*15	735 C 735 THF 735 E	36:48 36:48 39:49	
900	Monster	93>99	7536	520XSO	98	15-39	736 K	14*15	735 THF 735 C 735 E	36:48 36:48 39:49	
900	Monster i.e	00>02	7537	520XSO	98	15-38	4041 K	14*15	735 THF 735 C 735 E	36:48 36:48 39:49	
900	SD Darmah	79		530SO	106	16-36	493 K	15*16	1022 C	38*40*47	
900	Sport/Supersport i.e	99>02	7538	520GXW	96	15-40	736 K	14*15	735 THF 735 C 735 E	36:48 36:48 39:49	
900	SS	79>88		530SO	104	15-36	493 K	15*16	1022 C	38*40*47	
900	SS	89>90		520GXW	98	15-39	736 K	14*15	735 THF 735 C 735 E	36:48 36:48 39:49	
900	SS, Superlight	91>98	9240	520GXW	96	15-37	736 K	14*15	735 THF 735 C 735 E	36:48 36:48 39:49	
906	Paso	89		520GXW	108	15-40	736 K	14*15	491 C	40	
906	Paso	90		520GXW	106	15-38	736 K	14*15	491 C	40	
916	S.P. - Mono - Biposto	94>98	7539 7539B	525GXW 525XSO	94	15-36	4014 K	14*15	2027 THF 2027 ED	36:38*42 36:40*43	
916	S.P. - Mono - Biposto #520 chain conversion	94>98		520GXW	94	15-36	4019 K	14*15	2028 THF 2028 ED	37*41 36:42	

CHT CHIARAVALLI MOTORCYCLE REAR DRIVE SELECTOR 2012

Marca e modello Make and Model		anno year	 KIT	 catena - chain	numero denti originali stock number of teeth	 pignone front sprocket		 corona rear sprocket	
						p/n	denti - teeth	p/n	denti - teeth
update 7 September 2012									
944	ST 2	99>03	7540	525GXW 102	15-42	4014 K	14*15	2041 THF 2041 ED	35*37-43 37-43
944	ST 4	98>03	7541	525GXW 102	15-43	4014 K	14*15	2041 THF 2041 ED	35*37-43 37-43
944	ST 4 S - ABS	04>06	9044	525GXW 100	15-38	4014 K	14*15	2041 THF 2041 ED	35*37-43 37-43
996	Monster S4R Europa	03>06		525GXW 104	15-42	4014 K	14*15	2099 THF 2099 ED	39-43 39-42
996	996 R-RII-S	01>02	7542	525GXW 94	15-36	4054 K	14*15	2027 THF 2027 ED	36-38*42 36-40*43
996	996 R-RII-S #520 chain conversion	01>02		520GXW 94	15-36	4054 KM	14-16	2028 THF 2028 ED	37*41 36-42
996	Strada	99>01		525GXW 94	15-36	4014 K	14*15	2027 THF 2027 ED	36-43 36-40*43
996	Strada #520 chain conversion	99>01		520GXW 94	15-36	4019 K	14*15	2028 THF 2028 ED	37*41 36-42
998	998, Matrix	02>04	7542	525GXW 94	15-36	4054 K	14*15	2027 THF 2027 ED	36-43 36-40*43
998	998, Matrix #520 chain conversion	02>04		520GXW 94	15-36	4054 KM	14-16	2028 THF 2028 ED	37*41 36-42
998	Monster S4RS	06>08	9643	525GXW 104	15-43	4054 K	14*15	2099 THF 2099 ED	39-43 39-42
998	Monster S4R Testastretta	08	9644	525GXW 104	15-43	4054 K	14*15	2027 ED 2027 THF	36-40*43 36-43
998	Monster S4R Testastretta #520 chain conv	08		520GXW 104	15-43	4054 KM	14-16	2028 THF 2028 ED	37*41 36-42
999	999, R, S, Xerox	03>07	7543	525GXW 96	15-36	4054 K	14*15	2091 THF 2091 C 2091 ED	35-42 35-42 36-42
999	999, R, S, Xerox #520 chain conversion	03>07		520GXW 96	15-36	4054 KM	14-16	2091 EMD	36-42
1000	Desmosedici RR	08		525GXW 110	16-44	4088 K	16	2122 THF	44
1000	Desmosedici RR #520 chain conversion	08		520GXW 110	16-44	4088 KM	16	2122 EMD	44*45
1000	DS Multistrada	03>06	9506	525GXW 104	15-42	4054 K	14*15	2099 THF 2099 ED	39-43 39-42
1000	Multistrada S	06	9507	525GXW 102	15-42	4054 K	14*15	2099 THF 2099 ED	39-43 39-42
1000	Monster, Monster 1000S	03>06	7544	525GXW 100	15-39	4054 K	14*15	2041 THF 2041 ED	35*37-43 37-43
1000	Monster, S #520 chain conversion	03>06		520GXW 100	15-39	4054 KM	14-16	735 THF 735 C 735 E	36-48 36-48 39-49
1000	Monster S2R	06>08		525GXW 104	15-41	4054 K	14*15	2099 THF 2099 ED	39-43 39-42
1000	Monster S4R	03>	9245	525GXW 104	15-42	4014 K	14*15	2099 THF 2099 ED	39-43 39-42
1000	Paul Smart Limited Edition	06	9246	525GXW 100	15-38	4054 K	14*15	2041 THF 2041 ED	35*37-43 37-43
1000	Paul Smart Limited Edition #520 chain conv	06		520GXW 100	15-38	4054 KM	14-16	735 THF 735 C 735 E	36-48 36-48 39-49
1000	GT 1000, Touring	07>10		525GXW 100	15-39	4054 K	14*15	2041 THF 2041 ED	35*37-43 37-43
1000	GT 1000 #520 chain conversion	07>10		520GXW 100	15-39	4054 KM	14-16	735 THF 735 C 735 E	36-48 36-48 39-49
1000	Sport 1000	07>08	9246	525GXW 100	15-38	4054 K	14*15	2041 THF 2041 ED	35*37-43 37-43
1000	Sport 1000 #520 chain conversion	07>08		520GXW 100	15-38	4054 KM	14-16	735 THF 735 C 735 E	36-48 36-48 39-49
1000	Sport 1000 Biposto / Sport 1000 S	06>09	7544	525GXW 100	15-39	4054 K	14*15	2041 THF 2041 ED	35*37-43 37-43
1000	Sport 1000 Biposto / Sport 1000 S # 520 chain conversion	06>09		520GXW 100	15-39	4054 KM	14-16	735 THF 735 C 735 E	36-48 36-48 39-49
1000	SS Europa	03>06	7545	525GXW 96	15-38	4054 K	14*15	2041 THF 2041 ED	35*37-43 37-43
1000	SS Europa #520 chain conversion	03>06		520GXW 96	15-38	4054 KM	14-16	735 THF 735 C 735 E	36-48 36-48 39-49
1000	ST3 Europa	04>07	9048	525GXW 102	15-42	4054 K	14*15	2041 THF 2041 ED	35*37-43 37-43
1000	ST3 Europa #520 chain conversion	04>07		520GXW 102	15-42	4054 KM	14-16	735 THF 735 C 735 E	36-48 36-48 39-49

CHT CHIARAVALLI MOTORCYCLE REAR DRIVE SELECTOR 2012

Marca e modello Make and Model	anno year	 KIT	 catena - chain	numero denti originali stock number of teeth	 pignone front sprocket		 corona rear sprocket	
					p/n	denti - teeth	p/n	denti - teeth
1078	Hypermotard 1100, S	07>09	525GXW 104	15-42	4054 K	14*15	2099 THF 2099 ED	39:43 39:42
1078	Hypermotard 1100, 1100 S, 1100 Evo, 1100SP	08>12	525GXW 104	15-41	4054 K	14*15	2099 THF 2099 ED	39:43 39:42
1078	Monster 1100, 1100 S, 1100 ABS, 1100 Evo	09>12	525GXW 104	15-39	4054 K	14*15	2099 THF 2099 ED	39:43 39:40
1098	1098, 1098 R, 1098 S	07>08	525GXW 98	15-38	4054 K	14*15	2115 THF 2115 ED	38:40*43 38:40*43
1098	1098, 1098 R, 1098 S #520 chain conversion	07>08	520GXW 98	15-38	4054 KM	14÷16	2115 EMD	34:44
1099	Streetfighter, Streetfighter S	09>12	525GXW 108	15-38	4054 K	14*15	2115 THF 2115 ED	38:40*43 38:40*43
1099	Streetfighter, Streetfighter S #520 chain conv	09>12	520GXW 108	15-38	4054 KM	14÷16	2115 EMD	34:44
1099	Multistrada 1100, Multistrada 1100 S	07>09	525GXW 104	15-42	4054 K	14*15	2099 ED	39:42
1198	1198, 1198 SP, 1198 R	09>12	525GXW 98	15-38	4054 K	14*15	2115 THF 2115 ED	38:40*43 38:40*43
1198	1198, 1198 SP, 1198 R #520 chain conv	09>12	520GXW 98	15-38	4054 KM	14÷16	2115 EMD	34:44
1198	Diavel, Carbon, ABS, AMG	11>12	525GXW 118	15-43	4054K	14*15	2115 THF 2115 ED	43 43
1198	Diavel, Carbon, ABS, AMG #520 chain conv	11>12	520GXW 118	15-43	4054KM	14÷16	2115 EMD	40:44
1198	Multistrada 1200, ABS, S, T	10>12	530GXW 108	15-40	4103K	14*15		
1198	Multistrada 1200, ABS, S, T #525 chain conv	10>12	525GXW 108	15-40	4054 K	14*15	2115 THF 2115 ED	38:40*43 38:40*43
1198	Multistrada 1200, ABS, S, T #520 chain conv	10>12	520GXW 108	15-40	4054 KM	14÷16	2115 EMD	34:44
1199	Panigale, Panigale S	2012	525GXW	15-39				

update 7 September 2012



Fantic Motor

50	Caballero Motard	05>12	420MXZ 132	11-50	4038	10÷15	2103 E	50:53*58÷60
50	Caballero Regolarità	05>12	420MXZ 136	11-58	4038	10÷15	2103 E	50:53*58÷60
50	Caballero Regolarità Competizione	05>12	428MXZ 138	11-58	4035	11÷15	2137 E	54*56*58*60
125	Caballero Motard	08>11	428MXZ 140	14-54	4095	14*15	2137 E	54*56*58*60
125	Caballero Regolarità	08>12	428MXZ 132	14-50	263	14÷16	2092 E	50*52*56
125	Caballero Regolarità Competizione	08>12	428MXZ 136	14-60	263	14÷16	2092 E	50*52*56
250	Caballero Regolarità Scuderia	2012	520SMO 114	13-50	4048 K	12*13	1509 EC 1509 ESM 1509 C	47:53 38:46 50

Gas Gas

50	50 Rookie	00>05	420MXZ 126	12-52	4032	12÷14	2035	48*50*53
125	125 EC	03>11	520KZ6 112	13-48	4048 K	12*13	1509 EC 1509 ESM 1509 C	47:53 38:46 50
125	125 Enduro	00>02	520KZ6 118	13-52	4048 K	12*13	1509 EC 1509 ESM 1509 C	47:53 38:46 50
125	125 Pampera	00>02	520KZ6 100	10-44	4047 K	10*11	2074 E	40*41*44
125	125 TXT	00>01	520KZ6 102	10-44	4047 K	10*11	2074 E	40*41*44
125	125 TXT	02>08	520KZ6 102	10-46	4047 K	10*11	2074 E	40*41*44
200	200 EC	00>02	520MXZ4 116	13-51	4048 K	12*13	1509 EC 1509 ESM 1509 C	47:53 38:46 50
200	200 EC	03>11	520MXZ4 114	13-51	4048 K	12*13	1509 EC 1509 ESM 1509 C	47:53 38:46 50
200	200 TXT	00>01	520KZ6 100	10-44	4047 K	10*11	2074 E	40*41*44
200	200 TXT	02>08	520KZ6 102	10-46	4047 K	10*11	2074 E	40*41*44
249	200 TXT	00>01	520KZ6 100	11-41	4047 K	10*11	2074 E	40*41*44
250	250 EC	00	520SMO 114	13-47	4048 K	12*13	1509 EC 1509 ESM 1509 C	47:53 38:46 50
250	250 EC	01>11	520SMO 112	13-48	4048 K	12*13	1509 EC 1509 ESM 1509 C	47:53 38:46 50
250	EC 250 F	2012	520SMO 114	13-50	4048 K	12*13	1509 EC 1509 ESM 1509 C	47:53 38:46 50
250	250 Pampera	00>01	520KZ6 118	12-40	4047 K	10*11	2074 E	40*41*44
280	280 TXT	00>01	520KZ6 100	11-41	4047 K	10*11	2074 E	40*41*44
280	280 TXT	02>08	520KZ6 102	10-46	4047 K	10*11	2074 E	40*41*44
300	EC 300	00	520SMO 114	13-47	4048 K	12*13	1509 EC 1509 ESM 1509 C	47:53 38:46 50
300	EC 300E	01>12	9725 520SMO 114	13-48	4048 K	12*13	1509 EC 1509 ESM 1509 C	47:53 38:46 50
321	321 TXT	00>01	520KZ6 100	11-41	4047 K	10*11	2074 E	40*41*44

CHT CHIARAVALLI MOTORCYCLE REAR DRIVE SELECTOR 2012

Marca e modello Make and Model		anno year	 KIT	 catena - chain	numero denti originali stock number of teeth	 pignone front sprocket	 corona rear sprocket		
						p/n	denti - teeth	p/n	denti - teeth

update 7 September 2012

321	321 TXT	02>08		520KZ6	102	10-46	4047 K	10*11	2074 E	40*41*44
400	400 FSE EC	00		520SMO	116	13-48	4048 K	12*13	1509 EC 1509 ESM 1509 C	47:53 38:46 50
400	400 FSE SM	03>04		520MXZ4	112	13-42	4048 K	12*13	1509 ESM	38:46
450	450 FSE EC	03>09		520SMO	116	13-48	4048 K	12*13	1509 EC 1509 ESM 1509 C	47:53 38:46 50
450	450 FSE SM	00		520MXZ4	112	13-42	4048 K	12*13	1509 ESM	38:46





Gilera

50	GSM, H@K, R, RK	97>00		420M	130	12-46	4052 K	12	2076 C	46*52
50	RC-Top Rally	90>91		415H	120	13-40	599	13÷15	2011	40*42*45*51
50	RCR	03>05		420M	130	13-53	4051	11÷14	2075 C	45*48*50*52*53
50	RCR, SMT	06		420M	130	12-53	4051	11÷14	2075 C	45*48*50*52*53
50	Sioux	91>94	9248	415H	122	13-45	599	13÷15	2011	40*42*45*51
50	SMT	03>05		420M	130	14-53	4051	11÷14	2075 C	45*48*50*52*53
125	Crono	91>94	9249	520H	106	14-40	605 K	14	604 C	35*36*40
			9249B	520						
125	KK-KZ	86>89		428H	126	16-46	601 K	16	485	54
125	MX-1, MX-R	88>92		520H	104	13-38	603 K	13	604 C	35*36*40
125	R1, R1-S	88>89		520KZ6	110	13-44	603 K	13	5 C	43:45*47*49
125	RC Top Rally	90>93		520KZ6	114	13-43	603 K	13	606 C	43
125	SP-01, SP-02	88>92		520H	104	14-38	605 K	14	604 C	35*36*40
125	XR-1, XR-2	88>93	9252	520KZ6	106	13-44	603 K	13	16 C	44
			9252B	520						
200	RV	86>88		520SMO	104	13-41	603 K	13	13 C	39
350	ER, Dakota	85>89	9254	520SMO	112	14-51	609 K	14	610 C	51
			9254B	520SO						
600	Nord West	91>94	7546	520SO	108	14-43	609 K	14	611 C	43
600	RC	89>94	9255	520SO	110	14-43	609 K	14	245 C	39:41*43:45*47*48*51
600	RC-R	91>94	7547	520SO	112	14-52	609 K	14	2015 EC 2015 C	47:53 46*48÷50*52
600	Saturno	91>93	9256	520SO	106	14-43	609 K	14	5 C	43:45*47*49
600	XR-T	88>89	9256	520SO	106	14-43	609 K	14	5 C	43:45*47*49
800	GP 800	08>09		525GXW	116	22-47	nd	nd	2129 ED	46-47-48-49

HM Motor

50	Baja - Baja RR	04>06	9645	428MXZ	140	14-62	4066 K	10*12*13*14	2106 E	48*50*51*52*54*56*58*60*62
			9645B	428H						
50	CR-E	95>00		428MXZ	132	12-56	4035	11÷15	2047 E	56*58
50	CR-E	01>03	9049	428MXZ	132	12-56	4035	11÷15	2085 E	56*58*62
			9049B	428H						
50	CRE Derapage	>00		428MXZ	132	13-56	4035	11÷15	2047 E	56*58
50	CRE Derapage	01>03	9050	428MXZ	132	13-56	4035	11÷15	2085 E	56*58*62
			9050B	428H						
50	CRE Derapage	04>06	9051	428MXZ	132	12-62	4066 K	10*12*13*14	2106 E	48*50*51*52*54*56*58*60*62
			9051B	428H						
50	CRE 50 Six Days Competition	04>06	9646	428MXZ	140	14-58	4066 K	10*12*13*14	2106 E	48*50*51*52*54*56*58*60*62
			9646B	428H						
125	Baja Derapage RR	2012		520		16-46				
125	CRE	93>05	9647	520KZ6	114	13-49	326 K 326 KC	11÷14 12*13	210 EC 210 C	47:54 43*45*48÷53
125	CRM Derapage Competition	2012				15-46				
125	Locusta	2012								
125	Scrambler City	2012								
230	CRE 230F EASY ENDURO	06>11	9648	520SO	116	13-50	327 K	12÷14	210 EC 210 C	47:54 43*45*48÷53
250	CRE	97>01		520SMO	114	13-47	284 K 284 KC	12÷15 13÷15	210 EC 210 ESM 210 C 210 SPE	47:54 40:46 43*45*48÷53 Flangia corona - Spacer 3 mm.
250	CRE	02>04		520SMO	114	13-50	284 K 284 KC	12÷15 13÷15	210 EC 210 ESM 210 C 210 SPE	47:54 40:46 43*45*48÷53 Flangia corona - Spacer 3 mm.
250	CRF 250 E	05>11	9650	520MXZ4	116	13-51	4063 K 4063 KC	12÷14 12÷14	210 EC 210 ESM 210 C 210 SPE	47:54 40:46 43*45*48÷53 Flangia corona - Spacer 3 mm.
250	Locusta	2012								
250	Scrambler City	2012								
290	CRE F290X I	07		520SMO		13-53	4063 K 4063 KC	12÷14 12÷14	210 EC 210 ESM	47:54 40:46




CHT CHIARAVALLI MOTORCYCLE REAR DRIVE SELECTOR 2012

Marca e modello Make and Model	anno year	 KIT	 catena - chain	numero denti originali stock number of teeth	 pignone front sprocket		 corona rear sprocket		
					p/n	denti - teeth	p/n	denti - teeth	
									update 7 September 2012
450 CRF 450 E	05>11	9527	520MXZ4 114	13-48	284 K 284 KC	12÷15 13÷15	210 C 210 SPE 210 EC 210 ESM 210 C 210 SPE	43•45•48÷53 Flangia corona - Spacer 3 mm. 47÷54 40÷46 43•45•48÷53 Flangia corona - Spacer 3 mm.	
500 CRE	97>00		520XSO 114	14-47	284 K 284 KC	12÷15 13÷15	210 EC 210 C	47÷54 43•45•48÷53	





Honda

50 C 50 ZZ/Z2	78>82		420M 98	13-40	4009	12÷16	257	36•40•41
50 C 50 LAC/LAE/LAG	84>88		420M 98	13-40	4009	12÷16	257	36•40•41
50 CB 50 J	78>81		420M 104	13-42	253	12÷15	256	35•38•41•43
50 CF 50 Chaly	79>96		420M 88	14-38	253	12÷15	256	35•38•41•43
50 CRM 50 R	93>94	9258	420M 106	13-47	4009	12÷16	239	36•38•40•42•45•47
50 Cub	82>85		420M 98	12-40	4009	12÷16	257	36•40•41
50 MB 50 S	80>82		420M 108	12-45	4009	12÷16	239	36•38•40•42•45•47
50 MBX 50 S	84>86		420M 108	12-45	4009	12÷16	239	36•38•40•42•45•47
50 MT 50 S	80>93		420M 108	13-45	4009	12÷16	239	36•38•40•42•45•47
50 MTX 50 S	83>85	9259	420M 122	12-47	4009	12÷16	239	36•38•40•42•45•47
50 MTX 50 Automatique	84>90		420M 116	14-36	251	14•15	239	36•38•40•42•45•47
50 NSR 50 S	89>94	9260	420M 124	13-45	4009	12÷16	213	37•41•43•45•47
50 NSR 50	98>99		420M 122	12-41	4009	12÷16	213	37•41•43•45•47
50 SS 50 Z	78>80		420M 98	13-42	4009	12÷16	256	35•38•41•43
50 ST 50 Dax	90		420M 88	15-38	253	12÷15	256	35•38•41•43
50 ST 50 K3	88>93		420M 96	14-41	253	12÷15	256	35•38•41•43
50 Z 50 A Monkey			420M 78	13-35	4009	12÷16	255	35
70 CF 70 Chaly	78>85		420M 88	14-35	253	12÷15	256	35•38•41•43
70 ST DAX France	83>98	7768	420M 86	15-35	253	12÷15	256	35•38•41•43
75 MBX 75	84	9261	420M 116	15-36	253	12÷15	239	36•38•40•42•45•47
75 MTX 75	87	9262	420M 122	15-47	253	12÷15	239	36•38•40•42•45•47
75 NSR 75	90	9263	420M 116	15-36	253	12÷15	216	36
75 NS1 75	92>93	9264	420M 128	16-37	249	16	213	37•41•43•45•47
80 CR 80 - R	86>03	9508	420MXZ 114	15-49	273	13÷16	2064 C	47•49•55
		9508B	420		273 KC	15	2064 E	47•57
80 CR 80 R # #428 chain conversion			428MXZ 114	15-49	4085 K	13÷15	2118 E	49•57
80 CR 80 - R Big Wheels	86>03	9509	420MXZ 114	15-55	273	13÷16	2064 C	47•49•55
		9509B	420		273 KC	15	2064 E	47•57
80 CR 80 R Big Wheels #428 chain conversion			428MXZ 114	15-55	4085 K	13÷15	2118 E	49•57
80 MB 80 S	80>83		420M 106	15-40	253	12÷15	239	36•38•40•42•45•47
80 MBX 80	83>87		420M 116	15-36	253	12÷15	239	36•38•40•42•45•47
80 MT 80 S	80		420M 104	15-38	253	12÷15	239	36•38•40•42•45•47
80 MTX 80 RS	83>86		420M 122	15-42	253	12÷15	239	36•38•40•42•45•47
85 CR 85 - R	03>06	9510	420MXZ 116	13-49	273	13÷16	2064 E	47•57
					273 KC	15	2064 C	47•49•55
85 CR 85 R #428 chain conversion	03>06		428MXZ 116	13-49	4085 K	13÷15	2118 E	49•57
85 CR 85 - R Big Wheels	03>06	9511	420MXZ 116	15-55	273	13÷16	2064 E	47•57
					273 KC	15	2064 C	47•49•55
85 CR 85 R Big Wheels #428 chain conversion	03>06		428MXZ 116	15-55	4085 K	13÷15	2118 E	49•57
85 CR 85 - R Expert	07	9512	420MXZ 116	15-49	273	13÷16	2064 E	47•57
					273 KC	15	2064 C	47•49•55
85 CR 85 R Expert #428 chain conversion	07		428MXZ 116		4085 K	13÷15	2118 E	49•57
90 C 90 E/MF/MG/MP Cub	84>98		420M 98	15-39	253	12÷15	211	39
100 CB 100 N/NA	78>86		428H 100	14-37	259 K	14÷16	269	34•35•39•40•41•42•43•47•48•49
100 CRF 100F	04>11	9052	428H 118	14-50	274 K	14•15	2063	50
							2063 E	50
100 H 100 A/S	84>93		428H 106	15-34	274 K	14•15	269	34•35•39•40•41•42•43•47•48•49
100 XL 100 S	78>82		428H 118	15-43	274 K	14•15	269	34•35•39•40•41•42•43•47•48•49
100 XR 100 R	85>06	9052	428H 118	14-50	274 K	14•15	2063	50
		9052B	428				2063 E	50
125 CA 125 Rebel	95>01	9266	520 112	13-39	329 K	11÷13	2034 C	39•41•44
125 CB 125 T	78>82		428H 112	15-39	259 K	14÷16	269	34•35•39•40•41•42•43•47•48•49
125 CB 125 TD	82>88		428H 122	15-42	259 K	14÷16	269	34•35•39•40•41•42•43•47•48•49
125 CB 125 J/R	83>96		428H 108	15-37	259 K	14÷16	269	34•35•39•40•41•42•43•47•48•49
125 CBF 125	09>10		428H 118	16-42	259 K	14÷16	269	34•35•39•40•41•42•43•47•48•49
125 CBR 125 R	04>10	9053	428H 124	15-42	4036 K	15•17	2107 E	42
		9053B	428					
125 CBX 125	79>82		428H 104	15-37	259 K	14÷16	269	34•35•39•40•41•42•43•47•48•49
125 CD 125 TC Benly	82>85		428H 116	15-42	259 K	14÷16	269	34•35•39•40•41•42•43•47•48•49
125 CG 125	77>85		428H 98	14-34	259 K	14÷16	269	34•35•39•40•41•42•43•47•48•49
125 CG 125 F/K (Brazil)	85>98	9267	428H 114	14-41	259 K	14÷16	269	34•35•39•40•41•42•43•47•48•49
		9267B	428					
125 CG 125	98		428H 112	15-36	259 K	14÷16	269	34•35•39•40•41•42•43•47•48•49
125 CG 125 K	99>00		428H 112	15-36	259 K	14÷16	269	34•35•39•40•41•42•43•47•48•49
125 CG 125	06		428H 116	14-45	259 K	14÷16	218	





CHT CHIARAVALLI MOTORCYCLE REAR DRIVE SELECTOR 2012

Marca e modello Make and Model	anno year	 KIT catena - chain		numero denti originali stock number of teeth	 pignone front sprocket		 corona rear sprocket		
		p/n	denti - teeth		p/n	denti - teeth			
update 7 September 2012									
125 CLR 125 Cityfly	98>00	9268 9268B	428H 428	128	17-50	4036 K	15*17	271	50
125 CM 125 CC/CF	82>97		428H	120	15-43	259 K	14÷16	210 SPE	Flangia corona - Spacer 3 mm.
125 CR 125	01	9513	520KZ6	114	13-52	326 K 326 KC	11÷14 12*13	210 EC 210 ESM 210 C	47:54 40:46 43*45*48÷53
125 CR 125 R	87>96	9514	520KZ6	114	13-51	326 K 326 KC	11÷14 12*13	210 EC 210 C	47:54 43*45*48÷53
125 CR 125 R	97	9515	520KZ6	112	12-49	326 K 326 KC	11÷14 12*13	210 EC 210 C	47:54 43*45*48÷53
125 CR 125 R	98>99		520KZ6	114	13-51	326 K 326 KC	11÷14 12*13	210 EC 210 C	47:54 43*45*48÷53
125 CR 125 R	00>01	9516	520KZ6	116	13-52	326 K 326 KC	11÷14 12*13	210 EC 210 ESM 210 C	47:54 40:46 43*45*48÷53
125 CR 125 R	02		520KZ6	114	13-51	326 K 326 KC	11÷14 12*13	210 EC 210 ESM 210 C	47:54 40:46 43*45*48÷53
125 CR 125 R	03		520KZ6	116	13-52	326 K 326 KC	11÷14 12*13	210 EC 210 ESM 210 C	47:54 40:46 43*45*48÷53
125 CR 125 R	04>07	9517	520KZ6	116	13-53	4063 K 4063 KC	12÷14 12÷14	210 EC 210 ESM 210 C	47:54 40:46 43*45*48÷53
125 CR 125 MOTARD	06		520KZ6	116	13-40	4063 K 4063 KC	12÷14 12÷14	210 ESM 210 EC	40:46 47:54
125 CRM 125 R	90>99	7548 7548B	520SO 520H	106	14-40	327 K	12÷14	604 C	35*36*40
125 CT 125 C	82>84		428H	120	15-51	259 K	14÷16	269	34*35*39*40*41*42*43*47*48*49
125 MBX 125 F (E)	84>86		520KZ6	106	13-39	329 K	11÷13	279 C	31*32*33*35*39*40
125 MTX 125 R	86>94		520KZ6	106	13-40	329 K	11÷13	279 C	31*32*33*35*39*40
125 MTX 125 RW	83>94		428H	130	15-53	259 K	14÷16	241	45*53
125 NS 125 F/R	85>90	9269 9269B	520H 520	106	13-35	329 K	11÷13	279 C	31*32*33*35*39*40
125 NSR 125 F-FII	89>92	9270 9270B	520H 520	106	13-35	329 K	11÷13	604 C	35*36*40
125 NSR 125 R	89>93	9271 9271B	520H 520	108	13-35	327 K	12÷14	604 C	35*36*40
125 NSR 125 R/F	94>99	7549 7549B	520H 520	108	14-36	327 K	12÷14	604 C	35*36*40
125 NSR 125 R	00>01		520KZ6	110	14-38	327 K	12÷14	604 C	35*36*40
125 NX 125	89>99	7550 7550B	428H 428	128	16-50	259 K	14÷16	271	50
125 SL 125	76>80		428H	118	15-47	259 K	14÷16	269	34*35*39*40*41*42*43*47*48*49
125 VT 125 C Shadow	99>07	7551 7551B	520H 520	112	14-41	327 K	12÷14	2034 C	39*41*44
125 XL 125 S2	79>83		428H	118	14-51	259 K	14÷16	269	34*35*39*40*41*42*43*47*48*49
125 XL 125 R Prolink	82>87		428H	128	14-53	259 K	14÷16	242	53
125 XL 125	88	9273 9273B	428H 428	128	16-47	259 K	14÷16	269	34*35*39*40*41*42*43*47*48*49
125 XL 125 R Paris-Dakar	84>97	7550 7550B	428H 428	128	16-50	259 K	14÷16	271	50
125 XL 125 V Varadero	01>12	9275 9275B	520KZ6 520H	112	14-44	327 K	12÷14	2034 C	39*41*44
125 XLR 125 R	98>01	7552 7552B	428H 428	130	17-51	4036 K	15*17	2048 2048 E	51 54
125 XLR 125 R	04>05	9054 9054B	428H 428	132	17-54	4036 K	15*17	2048 E 2048	54 51
125 XR 125 L	04>07	9446 9446B	428H 428	136	17-54	4036 K	15*17	2048 E 2048	54 51
150 CRF 150 F	03>05	9518	520KZ6	112	13-48	327 K	12÷14	210 EC 210 ESM 210 C	47:54 40:46 43*45*48÷53
150 CRF 150 F	06>11	9519	520KZ6	112	13-47	327 K	12÷14	210 EC 210 ESM 210 C	47:54 40:46 43*45*48÷53
150 CRF 150 R	07>10	9520	420MXZ	126	15-56	4081 K	13÷15	2064 E 2064 C	47:57 47*49*55
150 CRF 150 R #428 chain conversion	07>10		428MXZ	126	15-56	4084 K	13÷15	2118 E	49:57
150 CRF 150 R2	07>10	9521	420MXZ	120	15-50	4081 K	13÷15	2064 E 2064 C	47:57 47*49*55
150 CRF 150 R2 # #428 chain conversion	07>10		428MXZ	120	15-50	4084 K	13÷15	2118 E	49:57
185 XL 185 S	80>93		428H	120	14-49	259 K	14÷16	269	34*35*39*40*41*42*43*47*48*49
200 CB 200	76>79		520H	94	15-35	275 K	13*14*15	279 C	31*32*33*35*39*40
200 CD 200 TB Benly	79>85		428H	112	15-34	263	14÷16	269	34*35*39*40*41*42*43*47*48*49




CHT CHIARAVALLI MOTORCYCLE REAR DRIVE SELECTOR 2012

Marca e modello Make and Model	anno year	 KIT	 catena - chain	numero denti originali stock number of teeth	 pignone front sprocket		 corona rear sprocket		
					p/n	denti - teeth	p/n	denti - teeth	
update 7 September 2012									
200	CM 200 TA/TB Custom	81>84		428H 112	15-35	259 K	14÷16	269	34•35•39•40•41•42•43•47•48•49
200	MTX 200 RW	83>86		520KZ6 104	13-42	329 K	11÷13	243	42
200	XL 200 R Paris-Dakar	84>90	9276	520KZ6 108	13-41	328 K	13	277 C	41
			9276B	520H					
230	CRF 230 F, L	03>10	9055	520MXZ4 114	13-50	327 K	12÷14	210 EC 210 ESM 210 C 210 SPE	47÷54 40÷46 43•45•48÷53 Flangia corona - Spacer 3 mm.
250	CB 250 N/NA/T	78>82		530SO 102	15-41	278 K	14÷16	246 C	41
250	CB 250 N	81>83		520H 102	15-41	276 K	15•16	247 C	41
250	CB 250 Nighthawk	91>06	9277	520SO 108	14-31	270 K	14	279 C	31•32•33•35•39•40
			9277B	520H					
250	CB 250 Nighthawk	07>08	9522	520SO 106	14-33	270 K	14	279 C	31•32•33•35•39•40
			9522B	520H					
250	CB 250 RS	80>83		520SO 98	14-44	281 K	14•15	248 C	44
250	CB 250 RS	82>84		520SO 100	14-45	281 K	14•15	245 C	39÷41•43÷45•47•48•51
250	CB 250 R	95>96		520SO 104	14-31	270 K	14	279 C	31•32•33•35•39•40
250	CBF250	04>05	9697	520H 106	13-37	4053 K	12÷14	2134 C	37
250	CBR250	11>12		520XSO	15-37				
250	CBX 250 RS	84>86		520SO 100	15-35	276 K	15•16	247 C	41
250	CD 250 U	88>94		520SO 98	14-32	287 K	14	279 C	31•32•33•35•39•40
250	CJ 250 T	77>79		530SO 100	16-38	278 K	14÷16	278 C	38
250	CL 250 S	82>84		520SO 106	15-51	281 K	14•15	245 C	39÷41•43÷45•47•48•51
250	CM 250 T Custom	82>84		520SO 104	15-41	276 K	15•16	247 C	41
250	CM 250	83>85		520SO 94	14-39	270 K	14	279 C	31•32•33•35•39•40
250	CM 250	99	7553	520SO 108	14-39	270 K	14	2034 C	39•41•44
			7553B	520H					
250	CMX 250 Rebel	88		520SO 108	14-33	270 K	14	279 C	31•32•33•35•39•40
250	CMX 250 C Rebel	96>99	7554	520SO 104	14-31	270 K	14	279 C	31•32•33•35•39•40
			7554B	520H					
250	CR 250 R	88>89		520MXZ4 116	14-51	284 K 284 KC	12÷15 13÷15	210 EC 210 C	47÷54 43•45•48÷53
250	CR 250 R	90>91		520MXZ4 116	14-53	284 K 284 KC	12÷15 13÷15	210 EC 210 C	47÷54 43•45•48÷53
250	CR 250 R	92>95		520MXZ4 114	13-49	284 K 284 KC	12÷15 13÷15	210 EC 210 C	47÷54 43•45•48÷53
250	CR 250 R	96>01	9523	520MXZ4 114	13-50	284 K 284 KC	12÷15 13÷15	210 EC 210 ESM 210 C 210 SPE	47÷54 40÷46 43•45•48÷53 Flangia corona - Spacer 3 mm.
250	CR 250 R	02>08	9523	520MXZ4 114	13-50	284 K 284 KC	12÷15 13÷15	210 EC 210 ESM 210 C 210 SPE	47÷54 40÷46 43•45•48÷53 Flangia corona - Spacer 3 mm.
250	CRF 250 R	04>09	9525	520MXZ4 114	13-51	4063 K 4063 KC	12÷14 12÷14	210 EC 210 ESM 210 C 210 SPE	47÷54 40÷46 43•45•48÷53 Flangia corona - Spacer 3 mm.
250	CRF 250 R	10		520MXZ4 114	13-48	4063 K 4063 KC	12÷14 12÷14	210 EC 210 ESM 210 C 210 SPE	47÷54 40÷46 43•45•48÷53 Flangia corona - Spacer 3 mm.
250	CRF 250 R	11>12	9726	520MXZ4 114	13-49	4063 K 4063 KC	12÷14 12÷14	210 EC 210 ESM 210 C 210 SPE	47÷54 40÷46 43•45•48÷53 Flangia corona - Spacer 3 mm.
250	CRF 250 X	04>08	9526	520MXZ4 120	14-53	4063 K 4063 KC	12÷14 12÷14	210 EC 210 ESM 210 C 210 SPE	47÷54 40÷46 43•45•48÷53 Flangia corona - Spacer 3 mm.
250	CRF 250 X	09>10	9678	520MXZ4 120	13-49	4063 K 4063 KC	12÷14 12÷14	210 EC 210 ESM 210 C 210 SPE	47÷54 40÷46 43•45•48÷53 Flangia corona - Spacer 3 mm.
250	NSF250R (Moto3)	11>		415HRU 142	15-35	4102K	15-18	2138 ED	32÷47
250	NX 250	88>93	7769	520SO 102	13-41	4005 K	13	245 C	39÷41•43÷45•47•48•51
			7769B	520H					
250	XL 250 S	78>82		520SMO 102	14-53	281 K	14•15	245 C	39÷41•43÷45•47•48•51
250	XL 250 R	82>84		520SMO 102	14-47	281 K	14•15	245 C	39÷41•43÷45•47•48•51
250	XR 250 R	91>97	9447	520SO 108	13-48	4017 K	13	301 E 301 C	48•50 46•48
			9447B	520H					
250	XR 250 R	88>89	9278	520SO 108	13-48	327 K	12÷14	210 EC 210 C	47÷54 43•45•48÷53
250	XR 250 R	95>96	9280	520SO 112	13-48	327 K	12÷14	210 EC 210 C	47÷54 43•45•48÷53

CHT CHIARAVALLI MOTORCYCLE REAR DRIVE SELECTOR 2012




Marca e modello Make and Model	anno year	 KIT	 catena - chain	numero denti originali stock number of teeth	 pignone front sprocket		 corona rear sprocket		
					p/n	denti - teeth	p/n	denti - teeth	
update 7 September 2012									
250 XR 250 R	97>04	7555 7555B	520SMO 520SO	106	13-48	4053 K	12÷14	210 EC 210 ESM 210 C 210 SPE	47÷54 40÷46 43•45•48÷53 Flangia corona - Spacer 3 mm.
350 CB 350 S	86>88		525XSO	108	16-36	291 K	15•16	332 C	36•37•44
350 XL 350 R	85>87		520SO	102	14-38	287 K	14	245 C	39÷41•43÷45•47•48•51
400 CB 400 T/N	78>81		530SO	100	16-36	278 K	14÷16	246 C	41
400 CB 400 N	81>85		520SMO	100	16-36	276 K	15•16	247 C	41
400 CB 400 F	89>90	9283 9283B	525XSO 525SO	104	15-41	297 K	15	318 C	41
400 CB 400 F	91		525XSO	104	15-37	297 K	15	332 C	36•37•44
400 CBR 400 FE-F2E	84		525XSO	106	15-44	291 K	15•16	332 C	36•37•44
400 CBR 400 RG, RH Aero NC23	86		525XSO	108	15-44	294 K	14•15	332 C	36•37•44
400 CBR 400 R, RL Gullarm NC29	90		525XSO	102	15-39	297 K	15	2040 C	39
400 CBX 400 F-F2	82>83		530SO	104	15-45	278 K	14÷16	341 C	40•43•45•46
400 CM 400 T Chopper	79>81		530SO	102	16-35	278 K	14÷16	246 C	41
400 CM 400 T Chopper	81>83		520SO	100	16-35	276 K	15•16	247 C	41
400 NT 400 J, K2 Bros	88>89		525XSO	112	16-44	296 K	15•16	2038 C	44•45
400 NTV 400 Bros	90		525XSO	114	15-45	296 K	15•16	2038 C	44•45
400 VF 400 F	83>86		530SO	108	15-46	286 K	15	341 C	40•43•45•46
400 VFR 400 RH/J Proarm NC24	87>88		525XSO	106	15-45	294 K	14•15	2038 C	44•45
400 VFR 400 R3 NC30	90>93		525XSO	104	15-40	297 K	15	312 C	40
400 XL 400 R	82		520XSO	104	15-45	281 K	14•15	245 C	39÷41•43÷45•47•48•51
400 XL 400 R	96>99	7556 7556B	520SMO 520SO	108	15-45	4027 K	13÷15	210 C 210 EC	43•45•48÷53 47÷54
400 XR 400 R	01>04	7557 7557B	520SMO 520SO	108	15-45	4049 K	13÷16	210 ESM 210 C 210 EC 210 SPE	40÷46 43•45•48÷53 47÷54 Flangia corona - Spacer 3 mm.
400 XR 400 R	04>08		520SMO	108	15-43	4049 K	13÷16	210 ESM 210 C 210 EC 210 SPE	40÷46 43•45•48÷53 47÷54 Flangia corona - Spacer 3 mm.
450 CB 450 S	86>88		525XSO	108	16-36	291 K	15•16	332 C	36•37•44
450 CB 450 DX	89>92	9284 9284B	525XSO 525SO	108	16-36	291 K	15•16	332 C	36•37•44
450 CMX 450 C Rebel	87		525XSO	112	16-36	291 K	15•16	332 C	36•37•44
450 CRF 450 R	02>03		520MXZ4	114	13-50	284 K 284 KC	12÷15 13÷15	210 EC 210 ESM 210 C 210 SPE	47÷54 40÷46 43•45•48÷53 Flangia corona - Spacer 3 mm.
450 CRF 450 R	04>11	9527	520MXZ4	114	13-48	284 K 284 KC	12÷15 13÷15	210 EC 210 ESM 210 C 210 SPE	47÷54 40÷46 43•45•48÷53 Flangia corona - Spacer 3 mm.
450 CRF 450 X	04>11	9450	520MXZ4	114	13-51	284 K 284 KC	12÷15 13÷15	210 EC 210 ESM 210 C 210 SPE	47÷54 40÷46 43•45•48÷53 Flangia corona - Spacer 3 mm.
500 CB 500 K1-2/F	75>77		530SO	100	17-34	288 K	17•18	282 C	34•37
500 CB 500 Clubman	89>90		525XSO	108	15-37	294 K	14•15	332 C	36•37•44
500 CB 500 R/S	94>99	9285 9285B	525XSO 525SO	108	15-40	297 K	15	344 C	38•40÷46•48
500 CB 500 - S	99>04	7558	525SO	120	15-40	297 K	15	344 C	38•40÷46•48
500 CBF 500	03	7788 7788B	525XSO 525SO	116	15-41	294 K	14•15	344 C	38•40÷46•48
500 CBF 500	04>		525XSO	116	15-41	297 K	15	2033 THF 2033 C 2033 ED	41÷45•47 41÷44•45•46•47 43•44
500 CBX 500 F-F2	82>83		530SO	104	16-43	292 K	16	341 C	40•43•45•46
500 CR 500 R	88>91		520MXZ4	116	14-51	284 K 284 KC	12÷15 13÷15	210 EC 210 C	47÷54 43•45•48÷53
500 CR 500 R	92>99	9528	520MXZ4	114	14-49	284 K 284 KC	12÷15 13÷15	210 EC 210 C	47÷54 43•45•48÷53
500 GB 500 TT, K Clubman	89>90		525XSO	108	15-37	294 K	14•15	332 C	36•37•44
500 VF 500 F2	84>85		530SO	108	15-43	286 K	15	341 C	40•43•45•46
500 VF 500 F2	85>87	9286	530SO	108	15-40	286 K	15	341 C	40•43•45•46
500 XBR 500 S	87>91	7559	525SO	108	15-36	294 K	14•15	332 C	36•37•44
500 XL 500 S	79>81		520XSO	96	14-39	281 K	14•15	245 C	39÷41•43÷45•47•48•51
500 XL 500 R	83>87		520XSO	102	15-41	281 K	14•15	245 C	39÷41•43÷45•47•48•51
500 XR 500 R	83>85		520XSO	104	14-48	281 K	14•15	245 C	39÷41•43÷45•47•48•51
550 CB 550 K3-F1-F2	75>80		530SO	102	17-37	288 K	17•18	282 C	34•37
550 CBX 550 FD/F2D	81>86		530SO	104	16-43	338 K	16	341 C	40•43•45•46
550 CBX 550 FC/F2C	82>85		530SO	104	16-45	338 K	16	341 C	40•43•45•46
600 CB 600 F Hornet - S	98>06	9287	525XSO	110	15-42	4034 K	14•15	2033 THF	41÷45•47

CHT CHIARAVALLI MOTORCYCLE REAR DRIVE SELECTOR 2012





Marca e modello Make and Model	anno year	 KIT		catena - chain	numero denti originali stock number of teeth	 pignone front sprocket		 corona rear sprocket	
		p/n	denti - teeth			p/n	denti - teeth		
		7560	525SO					2033 C	41:44*45*46*47
		9287B	525SO					2033 ED	43*44
		7560B	525SO						
600 CB 600 F Hornet - S #520 chain conversion	98>06	520GXW	110	15-42	4034 KM	13÷16		2033 EMD	41÷46
600 CB 600 F Hornet ABS	07>11	9529	525XSO	118	16-43	4029 K	15*16	2033 THF	41:45*47
		9529B	525SO					2033 C	41:44*45*46*47
								2033 ED	43*44
600 CB 600 F Hornet - S #520 chain conversion	07>11	520GXW	118	16-43	4029 KM	14÷16		2033 EMD	41÷46
600 CB 600 F (599)	04>06	7560	525XSO	110	15-42	4034 K	14*15	2033 C	41:44*45*46*47
		7560B	525SO					2033 THF	41:45*47
								2033 ED	43*44
600 CB 600 F (599) #520 chain conversion	04>06	520GXW	110	15-42	4034 KM	13÷16		2033 EMD	41÷46
600 CBF 600 - N - S - ABS	04>07	9000	525XSO	116	15-43	4034 K	14*15	2033 C	41:44*45*46*47
		9000B	525SO					2033 THF	41:45*47
								2033 ED	43*44
600 CBF 600 - N - S - ABS #520 chain conversion	04>07	520GXW	116	15-43	4034 KM	13÷16		2033 EMD	41÷46
600 CBF 600 - S - ABS - N	08>11	9063	525XSO	124	16-42	4029 K	15*16	2033 THF	41:45*47
		9063B	525SO					2033 C	41:44*45*46*47
								2033 ED	43*44
600 CBF 600 -S - ABS - N #520 chain conversion	08>11	520GXW	124	16-42	4029 KM	14÷16		2033 EMD	41÷46
600 CBR 600 F	87>90	7563	530XSO	110	15-43	295 K	14*15	341 C	40*43*45*46
		7563B	530SO						
600 CBR 600 F	91>96	7564	530XSO	108	15-43	295 K	14*15	302 THF	39*41÷44
		7564B	530SO					302 C	41:44
								302 ED	41*42*43
600 CBR 600 F	97>98	7565	525XSO	108	15-43	4034 K	14*15	2033 C	41:44*45*46*47
		7565B	525SO					2033 THF	41:45*47
								2033 ED	43*44
600 CBR 600 F #520 chain conversion chain conversio	97>98	520GXW	108	15-43	4034 KM	13÷16		2033 EMD	41÷46
600 CBR 600 F	99>00	7561	525XSO	110	16-44	4029 K	15*16	2033 THF	41:45*47
		7561B	525SO					2033 C	41:44*45*46*47
								2033 ED	43*44
600 CBR 600 F #520 chain conversion	99>00	520GXW	110	16-44	4029 KM	14÷16		2033 EMD	41÷46
600 CBR 600 F Sport	01>06	9002	525XSO	108	16-45	4029 K	15*16	2071 C	40:46
		9002B	525SO					2071 THF	40:46
								2071 ED	45:47
600 CBR 600 F #520 chain conversion	01>06	520GXW	108	16-45	4029 KM	14÷16		2060 EMD	38:48
600 CBR 600 F	11>12	525GXW	118	16-43	4029 K	15*16		2033 THF	41:45*47
								2033 C	41:44*45*46*47
								2033 ED	43*44
600 CBR 600 F #520 chain conversion	11>12	520GXW	110	16-44	4029 KM	14÷16		2033 EMD	41:46
600 CBR 600 RR	03>06	7770	525GXW	112	16-42	4029 K	15*16	2071 THF	40:46
		9003						2071 C	40:46
		7770B	525SO					2071 ED	45:47
600 CBR 600 RR #520 chain conversion	03>06	520GXW	112	16-42	4029 KM	14÷16		2060 EMD	38:48
600 CBR 600 RR	07>09	9531	525GXW	112	16-41	4029 K	15*16	2071 THF	40:46
		9532						2071 C	40:46
		9531B	525SO					2071 ED	45:47
600 CBR 600 RR #520 chain conversion	07>09	520GXW	112	16-41	4029 KM	14÷16		2060 EMD	38:48
600 CBR 600 RR	10>11	525GXW	112	16-42	4029 K	15*16		2071 THF	40:46
								2071 C	40:46
								2071 ED	45:47
600 CBR 600 RR #520 chain conversion	10>11	520GXW	112	16-42	4029 KM	14÷16		2060 EMD	38:48
600 CBR 600 RR	2012	525GXW	112	16-41	4029 K	15*16		2071 THF	40:46
								2071 C	40:46
								2071 ED	45:47
600 CBR 600 RR #520 chain conversion	2012	520GXW	112	16-41	4029 KM	14÷16		2060 EMD	38:48
600 VT 600 C	88	7566	525XSO	120	16-44	293 K	15*16	332 C	36*37*44
		7566B	525SO						
600 VT 600 C Shadow	89>07	7567	525XSO	120	16-44	296 K	15*16	332 C	36*37*44
		7567B	525SO						
600 XL 600 R PD	83>87	520XSO	106	15-41	281 K	14*15		245 C	39:41*43÷45*47*48*51
600 XL 600 LM-F/RM-G PD	85>88	520XSO	104	15-40	281 K	14*15		245 C	39:41*43÷45*47*48*51
600 XL 600 V	89>95	9292	525XSO	124	15-49	296 K	15*16	300 C	39*42*43*47:49
		9292B	525SO					859 EMD	43:45*48÷50
600 XL 600 V Transalp	87>88	7568	525SO	118	15-47	293 K	15*16	300 C	39*42*43*47:49
								859 EMD	43:45*48÷50
600 XL 600 V Transalp	89>00	7569	525XSO	118	15-47	296 K	15*16	300 C	39*42*43*47:49
		7569B	525SO					859 EMD	43:45*48÷50
600 XR 600 R	85>87	7570	520SO	110	14-48	281 K	14*15	245 C	39:41*43÷45*47*48*51
600 XR 600 R	88>90	9067	520SO	110	14-50	281 K	14*15	2015 C	46*48:50*52
								2015 EC	47:53
600 XR 600 R	91>00	7572	520XSO	110	14-48	309 K	13÷15	301 E	48*50
								301 C	46*48

update 7 September 2012

CHT CHIARAVALLI MOTORCYCLE REAR DRIVE SELECTOR 2012



Marca e modello Make and Model		anno year	 KIT		catena - chain	numero denti originali stock number of teeth	 pignone front sprocket		 corona rear sprocket	
			p/n	denti - teeth			p/n	denti - teeth		
update 7 September 2012										
650	CB 650	79>81		530SO	102	16-40	338 K	16	284 C	39*40*48
650	CB 650 S/C Nighthawk	82>84		530SO	106	16-39	338 K	16	284 C	39*40*48
650	FMX	05>08	9294	520XSO	110	14-42	308 K	14*15	305 C	42:48*50
650	FX 650 Vigor	99	7573	520XSO	120	14-43	308 K	14*15	305 C	42:48*50
700	NC700C	2012								
700	NC700X	2012								
650	NT 650 K Hawk GT USA	88>91		525XSO	112	16-44	296 K	15*16	2038 C	44*45
650	NTV 650 K2 Bros	88>91		525XSO	112	16-44	296 K	15*16	2038 C	44*45
650	NX 650 Dominator	88	7574	520SO	108	15-45	306 K	15	305 C	42:48*50
650	NX 650 Dominator	89>90	7575	520SO	108	15-45	308 K	14*15	305 C	42:48*50
650	NX 650 Dominator	91>94	7576	520XSO	110	15-47	308 K	14*15	305 C	42:48*50
650	NX 650 Dominator	95>99	7578	520XSO	110	15-48	308 K	14*15	305 C	42:48*50
650	NX 650 Dominator	95>01	7577	520XSO	108	15-46	308 K	14*15	305 C	42:48*50
650	SLR 650	97>98	7579	520XSO	110	14-43	308 K	14*15	305 C	42:48*50
650	XL 650 V Transalp	00>07	7580	525XSO	118	15-48	296 K	15*16	300 C	39*42*43*47:49
									859 EMD	43:45*48*50
650	XR 650 L	93>10	9068	520XSO	110	15-48	308 K	14*15	301 E	48*50
									301 C	46*48
650	XR 650 R	00>07	9069	520XSO	110	14-48	4043 K	13:16	210 C	43*45*48*53
									210 ESM	40:46
									210 EC	47:54
650	XRV 650 Africa Twin	88>89	7582	525SO	124	16-49	296 K	15*16	300 C	39*42*43*47:49
									859 EMD	43:45*48*50
700	XL 700 V Transalp	08>12	7569	525XSO	118	15-47	296 K	15*16	300 C	39*42*43*47:49
			7569B	525SO					859 EMD	43:45*48*50
750	CB 750 F, F2, SC	79>84		530SO	108	18-46	339 K	16:18	334 THF	39:46*48
									334 C	39:46*48
750	CB 750 Nighthawk	92>93	7584	525XSO	112	15-38	4000 K	15	344 C	38*40:46*48
			7584B	525SO						
750	CB 750 F2 RC42, Seventifty	92>98	7583	525SO	112	15-40	4000 K	15	344 C	38*40:46*48
750	CBX 750 F	84>86	9296	530SO	114	16-45	339 K	16:18	334 THF	39:46*48
									334 C	39:46*48
750	VF 750 F RC15	83>85	9297	530SO	110	17-44	339 K	16:18	334 C	39:46*48
									334 THF	39:46*48
750	VF 750 C RC 43	93>95	9298	530XSO	118	16-40	333 K	15:17	334 THF	39:46*48
									334 C	39:46*48
750	VF 750 C	96>99	9533	530SO	120	16-39	333 K	15:17	334 THF	39:46*48
									334 C	39:46*48
750	VFR 750 F	86>87		530SO	110	16-45	339 K	16:18	334 THF	39:46*48
									334 C	39:46*48
750	VFR 750 F	88>89		530SO	110	16-45	333 K	15:17	334 THF	39:46*48
									334 C	39:46*48
750	VFR 750 F	90>98	7586	530XSO	112	16-43	333 K	15:17	343 C	43*45
			7586B	530SO					343 THF	43*45
750	VFR 750 R	88>92	9070	525XSO	106	16-40	313 K	16	312 C	40
750	VT 750 C Shadow	98>01	7587	525XSO	122	17-41	314 K	15:17	2033 C	41:44*45*46*47
									2033 THF	41:45*47
									2033 ED	43*44
750	VT 750 Shadow	02>09	7588	525XSO	122	17-42	314 K	15:17	2033 C	41:44*45*46*47
									2033 THF	41:45*47
									2033 ED	43*44
750	VT 750 RS Shadow	10>11		525XSO	112	17-38	314 K	15:17	2033 C	41:44*45*46*47
									2033 THF	41:45*47
									2033 ED	43*44
750	XRV 750 Africa Twin	90>92	7590	525XSO	124	16-46	314 K	15:17	344 C	38*40:46*48
750	XRV 750 Africa Twin	93>01	7589	525XSO	124	16-45	314 K	15:17	344 C	38*40:46*48
750	XRV 750 Austria	93>95	9300	525XSO	122	16-43	314 K	15:17	344 C	38*40:46*48
800	VFR 800F	98>01	7591	530XSO	108	17-43	339 K	16:18	343 C	43*45
									343 THF	43*45
800	VFR 800F	02>11	7592	530GXW	110	16-43	339 K	16:18	2089 THF	43*44
			7592B	530XSO					2089 C	43*44
800	VFR 800X Crossrunner	11>12	7592	530GXW	110	16-43	339 K	16:18	2089 THF	43*44
			7592B	530XSO					2089 C	43*44
900	CB 900F-F2	79>83		530GXW	106	17-44	339 K	16:18	334 THF	39:46*48
									334 C	39:46*48
900	CB 900F Hornet	02>06	7593	530GXW	114	16-43	333 K	15:17	302 THF	39*41:44
			7593B	530XSO					302 C	41:44
									302 ED	41*42*43
900	CB 900F Hornet #520 chain conversion	02>06		520GXW	114	16-43	333 KM	14:17	2033 EMD	41:46
	CBR 900 RR SC28	92>95	7594	530SO	108	16-42	333 K	15:17	302 THF	39*41:44
									302 C	41:44
									302 ED	41*42*43
900	CBR 900R SC28 #520 chain conversion	92>95		520GXW	108	16-42	333 KM	14:17	2033 EMD	41:46
900	CBR 900R	96>99	7595	525GXW	108	16-42	4029 K	15*16	2033 THF	41:45*47
			7595B	525XSO					2033 C	41:44*45*46*47

CHT CHIARAVALLI MOTORCYCLE REAR DRIVE SELECTOR 2012

Marca e modello Make and Model		anno year	 KIT		 catena - chain		numero denti originali stock number of teeth	 pignone front sprocket		 corona rear sprocket	
			p/n	denti - teeth	p/n	denti - teeth					
900	CBR 900R #520 chain conversion	96>99		520GXW	108	16-42	4029 KM	14÷16	2033 ED	43•44	
900	CBR 900 RR Fireblade	00>04	7596	530GXW	108	16-42	333 K	15÷17	2033 EMD	41÷46	
			7596B	530XSO					2060 THF	40÷44	
									2060 C	40÷44	
									2060 ED	40÷43	
900	CBR 900R Fireblade #520 chain conversion	00>04		520GXW	108	16-42	333 KM	14÷17	2060 EMD	38÷48	
929	CBR 929R	00>01		530GXW	108	16-43	333 K	15÷17	2060 THF	40÷44	
									2060 C	40÷44	
									2060 ED	40÷43	
900	CBR 929R #520 chain conversion	00>01		520GXW	108	16-43	333 KM	14÷17	2060 EMD	38÷48	
954	CBR 954RR	02>03	9536	530GXW	108	16-43	333 K	15÷17	2060 THF	40÷44	
									2060 C	40÷44	
									2060 ED	40÷43	
900	CBR 954R #520 chain conversion	02>03		520GXW	108	16-43	333 KM	14÷17	2060 EMD	38÷48	
1000	CB 1000 F SC30	93>99	7597	530XSO	116	17-42	339 K	16÷18	334 THF	39÷46•48	
									334 C	39÷46•48	
1000	CB 1000 R	08>11	9679	530GXW	116	16-44	333 K	15÷17	2089 THF	43•44	
									2089 C	43•44	
1000	CBF 1000 F	06>08		530GXW		16-43	333 K	15÷17	302 THF	39•41÷44	
									302 C	41÷44	
									302 ED	41•42•43	
1000	CBF 1000 F #520 chain conversion	06>08		520GXW		16-43	333 KM	14÷17	2033 EMD	41÷46	
1000	CBF 1000 F	09	9680	530GXW	116	16-44	333 K	15÷17	302 THF	39•41÷44	
									302 C	41÷44	
									302 ED	41•42•43	
1000	CBF 1000 F #520 chain conversion	09		520GXW	116	16-44	333 KM	14÷17	2033 EMD	41÷46	
1000	CBR 1000 F SC21	87>88	9308	530SO	114	17-43	339 K	16÷18	334 C	39÷46•48	
									334 THF	39÷46•48	
1000	CBR 1000 F SC24/26	89>95	7598	530XSO	118	17-42	339 K	16÷18	334 THF	39÷46•48	
									334 C	39÷46•48	
1000	CBR 1000 F	96>99	7599	530XSO	114	17-41	339 K	16÷18	334 THF	39÷46•48	
									334 C	39÷46•48	
1000	CBR 1000 RR	04>05	9072	530GXW	114	16-40	333 K	15÷17	2060 THF	40÷44	
									2060 C	40÷44	
									2060 ED	40÷43	
1000	CBR 1000 RR #520 chain conversion	04>05		520GXW	114	16-40	333 KM	14÷17	2060 EMD	38÷48	
1000	CBR 1000 RR	06>08	9312	530GXW	116	16-42	333 K	15÷17	2060 THF	40÷44	
									2060 C	40÷44	
									2060 ED	40÷43	
1000	CBR 1000 RR #520 chain conversion	06>08		520GXW	116	16-42	333 KM	14÷17	2060 EMD	38÷48	
1000	CBR 1000 RR	09>11	9681	530GXW	116	16-44	333 K	15÷17	2060 THF	40÷44	
									2060 C	40÷44	
									2060 ED	40÷43	
1000	CBR 1000 RR #520 chain conversion	09>11		520GXW	116	16-44	333 KM	14÷17	2060 EMD	38÷48	
1000	CBX 1000 SC03	79>80		630SO	88	15-35	335 K	15	336 C	35	
1000	RC-51	00>01		530GXW	104	16-40	333 K	15÷17	2060 THF	40÷44	
									2060 C	40÷44	
									2060 ED	40÷43	
1000	RC-51 #520 chain conversion	00>01		520GXW	104	16-40	333 KM	14÷17	2060 EMD	38÷48	
1000	RC-51	02>05		530GXW	106	16-40	333 K	15÷17	2060 THF	40÷44	
									2060 C	40÷44	
									2060 ED	40÷43	
1000	RC-51 #520 chain conversion	02>05		520GXW	106	16-40	333 KM	14÷17	2060 EMD	38÷48	
1000	VF 1000 F-FII SC15	84>87		530HFO	114	17-43	339 K	16÷18	334 THF	39÷46•48	
									334 C	39÷46•48	
1000	VF 1000 R SC16	84>86		530HFO	110	17-43	339 K	16÷18	334 THF	39÷46•48	
									334 C	39÷46•48	
1000	VTR 1000 F Firestorm	97>06	7600	530GXW	102	16-41	333 K	15÷17	302 THF	39•41÷44	
									302 C	41÷44	
									302 ED	41•42•43	
1000	VTR 1000 F Firestorm #520 chain conversion	97>06		520GXW	102	16-41	333 KM	14÷17	2033 EMD	41÷46	
1000	VTR 1000 SP-01	00>01	7601	530GXW	104	16-40	333 K	15÷17	2060 THF	40÷44	
									2060 ED	40÷43	
1000	VTR 1000 SP-01 #520 chain conversion	00<01		520GXW	104	16-40	333 KM	14÷17	2060 EMD	38÷48	
1000	VTR 1000 SP-02	00>03	7602	530GXW	106	16-40	333 K	15÷17	2060 THF	40÷44	
									2060 C	40÷44	
									2060 ED	40÷43	
1000	VTR 1000 SP-02 #520 chain conversion	00>93		520GXW	106	16-40	333 KM	14÷17	2060 EMD	38÷48	
1000	XL 1000 Varadero - ABS	99>11	7603	525GXW	112	16-47	4029 K	15•16	2033 THF	41÷45•47	
									2033 C	41÷44•45•46•47	
									2033 ED	43•44	
1000	XL 1000 Varadero - ABS #520 chain conversion	99>11		520GXW	112	16-47	4029 KM	14÷16	2033 EMD	41÷46	
1100	CB 1100 R SC11	82>84		530HFO	104	17-41	339 K	16÷18	334 THF	39÷46•48	
									334 C	39÷46•48	
1100	CBR 1100 XX	97>07	7604	530GXW	110	17-44	339 K	16÷18	302 THF	39•41÷44	

update 7 September 2012

CHT CHIARAVALLI MOTORCYCLE REAR DRIVE SELECTOR 2012

Marca e modello Make and Model	anno year	 KIT	 catena - chain	numero denti originali stock number of teeth	 pignone front sprocket		 corona rear sprocket	
					p/n	denti - teeth	p/n	denti - teeth

update 7 September 2012

									302 C	41÷44
									302 ED	41•42•43
1100	X-ELEVEN	01>02	7605	530GXW 112	17-43	339 K	16÷18		302 THF	39•41÷44
									302 C	41÷44
									302 ED	41•42•43
1300	CB 1300 F SC38	03>10	9654	530GXW 114	18-41	339 K	16÷18		302 THF	39•41÷44
									302 C	41÷44
									302 ED	41•42•43
1300	CB 1300 F SC54	03>10	9734	530GXW 114	18-39	339 K	16÷18		302 THF	39•41÷44
									302 C	41÷44
									302 ED	41•42•43





Husaberg

125	TE 125	2012		520KZ6 118	13-50	1248 K 1248 KC	12÷15 12÷14		897 EC 897 ESM 897 C	46÷53 36÷45 38•40•42•48•50•52
250	TE 250	05>12		520SMO 118	13-50	1248 K 1248 KC	12÷15 12÷14		897 EC 897 ESM 897 C	46÷53 36÷45 38•40•42•48•50•52
300	TE 300	09>12	9732	520SMO 116	13-50	1248 K 1248 KC	12÷15 12÷14		897 EC 897 C	46÷53 38•40•42•48•50•52
390	FE	09>12	9727	520XSO 120	14-48	1248 K 1248 KC	12÷15 12÷14		897 EC 897 ESM 897 C	46÷53 36÷45 38•40•42•48•50•52
400	FE	96>01		520SMO 118	14-48	823 K	11•13•14		897 EC 897 ESM 897 C	46÷53 36÷45 38•40•42•48•50•52
400	MC	97-98		520SMO 118	13-48	823 K	11•13•14		2073 E	48•50•52
400	TE	99		520SMO 118	14-48	823 K	11•13•14		2073 E	48•50•52
400	TE	01		520SMO 118	14-48	823 K	11•13•14		897 EC 897 ESM 897 C	46÷53 36÷45 38•40•42•48•50•52
450	FC, FE, FS	04>08		520XSO 120	14-48	823 K	11•13•14		897 EC 897 ESM 897 C	46÷53 36÷45 38•40•42•48•50•52
450	FE, FX	09>12		520XSO 120	13-52	1248 K 1248 KC	12÷15 12÷14		897 EC 897 ESM 897 C	46÷53 36÷45 38•40•42•48•50•52
450	FS 450 E	04>08		520XSO 120	15-42	823 K	11•13•14		897 ESM 897 EC 897 C	36÷45 46÷53 38•40•42•48•50•52
501	FE	01		520XSO 118	14-48	823 K	11•13•14		897 EC 897 ESM 897 C	46÷53 36÷45 38•40•42•48•50•52
501	TE	97>98		520XSO 118	14-48	823 K	11•13•14		897 EC 897 ESM 897 C	46÷53 36÷45 38•40•42•48•50•52
501	TE	00		520XSO 118	14-48	823 K	11•13•14		2073 E	48•50•52
501	TE	01		520XSO 118	14-48	823 K	11•13•14		897 EC 897 ESM 897 C	46÷53 36÷45 38•40•42•48•50•52
550	FC, FE	04>08		520XSO 120	15-48	823 K	11•13•14		897 EC 897 ESM 897 C	46÷53 36÷45 38•40•42•48•50•52
570	FE 570 E	09>12		520XSO 120	13-52	1248 K 1248 KC	12÷15 12÷14		897 EC 897 ESM 897 C	46÷53 36÷45 38•40•42•48•50•52
570	FS 570 Supermoto	10>12		520XSO 118	14-38	1248 K 1248 KC	12÷15 12÷14		897 EC 897 ESM 897 C	46÷53 36÷45 38•40•42•48•50•52
600	FE	00>01		520XSO 118	14-48	823 K	11•13•14		897 EC 897 ESM 897 C	46÷53 36÷45 38•40•42•48•50•52
600	MC	94>98		520XSO 118	13-48	823 K	11•13•14		2073 E	48•50•52
650	FE, FS	04>08		520XSO 120	15-45	823 K	11•13•14		897 ESM 897 EC 897 C	36÷45 46÷53 38•40•42•48•50•52





Husqvarna

125	CR 125	90>94		520KZ6 112	12-50	718 K	12•13		1509 EC 1509 C	47÷53 50
125	CR 125	95>97		520KZ6 114	13-50	4018 K	13•14		1509 EC 1509 C	47÷53 50
125	CR 125	98>99	9537	520KZ6 112	13-50	4008 K	10•12•13		1509 EC	47÷53

CHT CHIARAVALLI MOTORCYCLE REAR DRIVE SELECTOR 2012

Marca e modello Make and Model		anno year	 KIT		 catena - chain		numero denti originali stock number of teeth	 pignone front sprocket		 corona rear sprocket	
			p/n	denti - teeth	p/n	denti - teeth					
update 7 September 2012											
125	CR 125	00	9538	520KZ6	114	13-48	4008 K	10•12•13	1509 C	50	
									1509 EC	47÷53	
									1509 ESM	38÷46	
									1509 C	50	
125	CR125	01>11	9539	520KZ6	118	13-50	4008 K	10•12•13	1509 EC	47÷53	
									1509 ESM	38÷46	
									1509 C	50	
125	SM-S 125	01>	9078	520KZ6	116	14-49	4018 K	13•14	1509 EC	47÷53	
									1509 ESM	38÷46	
									1509 C	50	
125	WR 125 K	86>89		520KZ6	116	13-52	823 K	11•13•14	1510 E	50÷52	
125	WR 125	90		520KZ6	116	12-52	718 K	12•13	1509 EC	47÷53	
									1509 C	50	
125	WR 125	91>95		520KZ6	116	13-52	718 K	12•13	1509 EC	47÷53	
									1509 C	50	
125	WR 125	96>97	9079	520KZ6	114	13-52	4018 K	13•14	1509 EC	47÷53	
									1509 C	50	
125	WR 125	98>10	9682	520KZ6	114	13-50	4008 K	10•12•13	1509 EC	47÷53	
125	WRE 125 SMS	98>99		520KZ6	116	14-50	4018 K	13•14	1509 EC	47÷53	
									1509 C	50	
125	WRE 125 SMS	01>06	9081	520KZ6	114	13-50	4018 K	13•14	1509 EC	47÷53	
									1509 ESM	38÷46	
									1509 C	50	
125	WRE 125	08>11	9655	520KZ6	112	13-48	4018 K	13•14	1509 EC	47÷53	
									1509 ESM	38÷46	
									1509 C	50	
250	CR 250	90>91		520MXZ4	112	13-50	507 K	14•15	1509 EC	47÷53	
									1509 C	50	
250	CR250 / WR250	92>99	9540	520MXZ4	112	14-48	507 K	14•15	1509 EC	47÷53	
									1509 C	50	
250	CR 250	00		520MXZ4	112	13-48	824 K	12÷17	1509 EC	47÷53	
									1509 ESM	38÷46	
									1509 C	50	
250	CR250 WR250	01>	9541	520MXZ4	114	13-48	824 K	12÷17	1509 EC	47÷53	
									1509 ESM	38÷46	
									1509 C	50	
250	TC 250	06>09		520MXZ4	114	12-50	824 K	12÷17	1509 EC	47÷53	
									1509 ESM	38÷46	
									1509 C	50	
250	TC 250	10>11	9728	520MXZ4	114	13-50	4097 K 4097KC	12÷14 14	1509 EC	47÷53	
									1509 ESM	38÷46	
									1509 C	50	
250	TC 250	2012		520MXZ4	116	13-53	4097 K 4097KC	12÷14 14	1509 EC	47÷53	
									1509 ESM	38÷46	
									1509 C	50	
250	TE, TC 250	04>05	9453	520MXZ4	120	14-50	824 K	12÷17	1509 EC	47÷53	
									1509 ESM	38÷46	
									1509 C	50	
250	TE 250	06>10	9454	520MXZ4	114	13-50	824 K	12÷17	1509 EC	47÷53	
									1509 ESM	38÷46	
									1509 C	50	
250	TE 250	11>12	9454	520MXZ4	114	13-50	4097 K 4097KC	12÷14 14	1509 EC	47÷53	
									1509 ESM	38÷46	
									1509 C	50	
250	TXC 250	08>11		520MXZ4	114	13-50			1509 EC	47÷53	
									1509 ESM	38÷46	
									1509 C	50	
250	WR 250	81>88		520MXZ4	120	14-53	823 K	11•13•14	223 E	48•52•53	
									223 C	48•52•53	
250	WR 250	89		520MXZ4	120	14-50	823 K	11•13•14	1510 E	50÷52	
250	WR 250	90		520MXZ4	112	14-46	824 K	12÷17	1509 ESM	38÷46	
									1509 EC	47÷53	
									1509 C	50	
250	WR 250	91		520MXZ4	112	15-46	507 K	14•15	1509 ESM	38÷46	
									1509 EC	47÷53	
									1509 C	50	
250	WR 250	00>05	9455	520MXZ4	112	14-48	824 K	12÷17	1509 EC	47÷53	
									1509 ESM	38÷46	
									1509 C	50	
250	WR 250	06	9541	520MXZ4	114	13-48	824 K	12÷17	1509 EC	47÷53	
									1509 ESM	38÷46	
									1509 C	50	
250	WR 250	07>11	9457	520MXZ4	112	13-48	824 K	12÷17	1509 EC	47÷53	
									1509 ESM	38÷46	
									1509 C	50	

CHT CHIARAVALLI MOTORCYCLE REAR DRIVE SELECTOR 2012

Marca e modello Make and Model	anno year	 KIT	 catena - chain	numero denti originali stock number of teeth	 pignone front sprocket		 corona rear sprocket		
					p/n	denti - teeth	p/n	denti - teeth	
update 7 September 2012									
300	WR 300	08>12	9457	520MXZ4 112	13-48	824 K	12÷17	1509 EC 1509 ESM 1509 C	47÷53 38÷46 50
310	TE 310	09>10		520SMO 116	12-50	824 K	12÷17	1509 EC 1509 C	47÷53 50
310	TE 310	11>12		520SMO 116	13-50	4097 K 4097KC	12÷14 14	1509 EC 1509 C	47÷53 50
350	TE 350	90		520SMO 116	12-50	824 K	12÷17	1509 EC 1509 C	47÷53 50
350	TE 350	91		520SMO 116	15-50	824 K	12÷17	1509 EC 1509 C	47÷53 50
350	TE350	92>95	7606 7606B	520SMO 116 520SO	15-48	824 K	12÷17	1509 EC 1509 ESM 1509 C	47÷53 38÷46 50
350	WXE350 WXC350	94		520SMO 116	12-48	824 K	12÷17	1509 EC 1509 C	47÷53 50
360	CR360 WR360	92>93 92>00		520SMO 112	15-48	507 K	14•15	1509 EC 1509 C	47÷53 50
360	WR360	01>	9541	520MXZ4 114	13-48	824 K	12÷17	1509 EC 1509 ESM 1509 C	47÷53 38÷46 50
400	TE 400	01>	7606 7606B	520SMO 116 520SO	15-48	824 K	12÷17	1509 EC 1509 ESM 1509 C	47÷53 38÷46 50
410	TC 410	95>98		520XSO 116	13-48	824 K	12÷17	1509 EC 1509 C	47÷53 50
410	TE 410	01>	9459	520XSO 112	13-45	824 K	12÷17	1509 ESM 1509 EC 1509 C	38÷46 47÷53 50
449	TE 449, TXC 449	10>11	9082	520XSO 116	15-51	824 K	12÷17	1509 ESM 1509 EC 1509 C	38÷46 47÷53 50
449	TC449	10>11	9082	520XSO 116	15-53	824 K	12÷17	1509 ESM 1509 EC 1509 C	38÷46 47÷53 50
450	TC 450	04	9082	520XSO 116	14-50	824 K	12÷17	1509 EC 1509 ESM 1509 C	47÷53 38÷46 50
450	TC 450	05>06		520XSO 116	15-50	824 K	12÷17	1509 EC 1509 ESM 1509 C	47÷53 38÷46 50
450	TC 450	07>11		520XSO 116	14-50	824 K	12÷17	1509 EC 1509 ESM 1509 C	47÷53 38÷46 50
450	TE 450	04	9084	520XSO 114	13-50	824 K	12÷17	1509 EC 1509 ESM 1509 C	47÷53 38÷46 50
450	TE 450	05>06		520XSO 114	14-50	824 K	12÷17	1509 EC 1509 ESM 1509 C	47÷53 38÷46 50
450	TE 450	07	9084	520XSO 114	13-50	824 K	12÷17	1509 EC 1509 ESM 1509 C	47÷53 38÷46 50
450	TE 450, TXC450	08>11		520XSO 112	13-47	824 K	12÷17	1509 EC 1509 ESM 1509 C	47÷53 38÷46 50
450	SM 450 RR	08>10	9085	520XSO 106	13-42	824 K	12÷17	1509 ESM 1509 EC 1509 C	38÷46 47÷53 50
499	TC 499	11		520 SMO	15-53	824 K	12÷17	1509 ESM 1509 EC 1509 C	38÷46 47÷53 50
510	SM 510 R	06>09		520XSO 110	15-42	824 K	12÷17	1509 ESM 1509 EC 1509 C	38÷46 47÷53 50
510	TC 510 TE510	89		520SO 116	14-48	823 K	11•13•14	223 E 223 C	48•52•53 48•52•53
510	TC510 TC610	90 91>97	7607	520SO 120	12-52	824 K	12÷17	1509 EC 1509 C	47÷53 50
510	TC 510	06		520XSO 114	14-47	824 K	12÷17	1509 EC 1509 ESM 1509 C	47÷53 38÷46 50
510	TC 510	08>09		520XSO 116	14-47	824 K	12÷17	1509 EC 1509 ESM 1509 C	47÷53 38÷46 50

CHT CHIARAVALLI MOTORCYCLE REAR DRIVE SELECTOR 2012

Marca e modello Make and Model	anno year	 KIT	 catena - chain	numero denti originali stock number of teeth	 pignone front sprocket		 corona rear sprocket		
					p/n	denti - teeth	p/n	denti - teeth	
update 7 September 2012									
510	TE510	90		520SO 116	14-48	824 K	12÷17	1509 EC 1509 C	47÷53 50
510	TE 510	06>11		520XSO 116	14-50	824 K	12÷17	1509 EC 1509 ESM 1509 C	47÷53 38÷46 50
510	TXC 510	08>10		520XSO 116	13-47	824 K	12÷17	1509 EC 1509 ESM 1509 C	47÷53 38÷46 50
570	TE 570	01>	7606	520SMO 116	15-48	824 K	12÷17	1509 EC 1509 ESM 1509 C	47÷53 38÷46 50
570	SM 570 R TE 570 R	01> 03>04	9460	520XSO 116	17-48	824 K	12÷17	1509 EC 1509 ESM 1509 C	47÷53 38÷46 50
610	WXC / WXE 610	94		520SO 116	14-48	824 K	12÷17	1509 EC 1509 C	47÷53 50
610	SM 610	98>00	9087	520XSO 116	16-45	824 K	12÷17	1509 ESM 1509 EC 1509 C	38÷46 47÷53 50
610	SM 610 S	01>03	9087	520XSO 116	16-45	824 K	12÷17	1509 ESM 1509 EC 1509 C	38÷46 47÷53 50
610	SM 610 S	05>07		520XSO 114	15-43	824 K	12÷17	1509 ESM 1509 EC 1509 C	38÷46 47÷53 50
610	SM 610 R	08>09		520XSO 112	15-43	824 K	12÷17	1509 ESM 1509 EC 1509 C	38÷46 47÷53 50
610	TC 610	98	7608	520SO 118	13-52	824 K	12÷17	1509 EC 1509 C	47÷53 50
610	TE 610	91>98	9460	520XSO 116	17-48	824 K	12÷17	1509 EC 1509 C	47÷53 50
610	TE 610	99>07	9462	520XSO 112	15-45	824 K	12÷17	1509 ESM 1509 EC 1509 C	38÷46 47÷53 50
610	TE 610	08>09		520XSO 114	15-45	824 K	12÷17	1509 ESM 1509 EC 1509 C	38÷46 47÷53 50
630	SM 630 R	04>10		520XSO 114	16-44	824 K	12÷17	1509 ESM 1509 EC 1509 C	38÷46 47÷53 50
630	SM 630 R	11		520XSO 110	15-38	824 K	12÷17	1509 ESM 1509 EC 1509 C	38÷46 47÷53 50
630	TE630	10		520XSO 112	15-42	824 K	12÷17	1509 ESM 1509 EC 1509 C	38÷46 47÷53 50
900	Nuda 900, Nuda 900 R	2012		525GXW	17-42				

Hyosung

125	Cruise, GF, XRX	95>98		428H 126	14-48	264	14÷16	269	34•35•39•40•41•42•43•47•48•49
125	GV, KRION	95>98		428H 126	14-48	264	14÷16	269	34•35•39•40•41•42•43•47•48•49





Hyundai

125	HMZ Cruise 80 Km.	95>96		428H 126	14-48	426	14•15	810	41÷43•47•48•49•51
125	HMZ Cruise	97>98		428H 126	14-47	426	14•15	810	41÷43•47•48•49•51




Kawasaki

50	AR 50	81>98		420M 116	15-49	504	15	466	49
60	KX 60 A/B	83>03		420MXZ 104	13-44	560 560 KC	12÷16 13•14	464 E	44•47
65	KX 65	00>01		420MXZ 108	13-47	560 560 KC	12÷16 13•14	2101 E	46÷52
65	KX 65	02>12		420MXZ 112	13-47	560 560 KC	12÷16 13•14	2101 E	46÷52
80	AE 80	81>89		420M 114	15-43	504	15	801	38•43•46•47•49•51•54
80	AR 80	89>92		420M 114	15-43	504	15	801	38•43•46•47•49•51•54
80	KX 80 R	91>97		420MXZ 118	13-49	560 560 KC	12÷16 13•14	2065 C	49•54
80	KX 80 Big Wheels	91>97		420MXZ 124	13-54	560 560 KC	12÷16 13•14	2065 C 2065 E	49•54 47÷53
80	KX 80	98>00	9542	420MXZ 120	14-50	560	12÷16	2065 E	47÷53
			9542B	420		560 KC	13•14	2065 C	49•54
80	KX 80 Big Wheels	98>00	9543	420MXZ 130	13-51	560	12÷16	2065 E	47÷53





CHT CHIARAVALLI MOTORCYCLE REAR DRIVE SELECTOR 2012

anno year	Marca e modello Make and Model	 KIT	 catena - chain	numero denti originali stock number of teeth	 pignone front sprocket		 corona rear sprocket		
					p/n	denti - teeth	p/n	denti - teeth	
								update 7 September 2012	
85	KX 85 A	9543B	420		560 KC	13*14	2065 C	49*54	
		9542	420MXZ	120	560	12÷16	2065 E	47÷53	
		9542B	420		560 KC	13*14	2065 C	49*54	
85	KX 85 A Big Wheels	9543	420MXZ	130	560	12÷16	2065 E	47÷53	
		9543B	420		560 KC	13*14	2065 C	49*54	
100	KE 100		428H	110	417 K	14÷16	802	42*43	
100	KX 100		420MXZ	124	560	12÷16	2065 E	47÷53	
					560 KC	13*14	2065 C	49*54	
125	AR 125 LC		428H	116	417 K	14÷16	468	36	
125	BN 125 Eliminator	9317	428H	132	417 K	14÷16	2057	46	
		9317B	428						
125	KDX 125		428H	132	417 K	14÷16	459	52	
125	KH 125		428H	112	417 K	14÷16	810	41÷43*47*48*49*51	
125	KMX 125		428H	124	417 K	14÷16	463	46*48	
125	KX 125		520KZ6	112	421	11÷13	460 EC	47÷53	
125	KX 125		520KZ6	112	421	11÷13	460 EC	47÷53	
125	KX 125		520KZ6	110	4010	11÷14	460 EC	47÷53	
					4010 KC	12*13			
125	KX 125		520KZ6	112	4010	11÷14	460 EC	47÷53	
		9546	520KZ6	112	4010 KC	12*13			
125	KX 125		520KZ6	112	4010	11÷14	460 EC	47÷53	
		9547	520KZ6	112	4010 KC	12*13	460 ESM	42÷46	
125	KX 125		520KZ6	114	4010	11÷14	460 EC	47÷53	
		9548	520KZ6	114	4010 KC	12*13	460 ESM	42÷46	
200	KDX 200		520MXZ4	110	569 K	13÷17	467 C	47*48*50*54	
					569 KC	14			
200	KDX 200 E		520MXZ4	108	569 K	13÷17	467 C	47*48*50*54	
					569 KC	14			
220	KDX 220		520MXZ4	108	569 K	13÷17	467 C	47*48*50*54	
					569 KC	14			
250	BJ 250 Estrella	9549	520SO	102	512 K	15÷17	487 C	38*42÷44*46	
		9549B	520H						
250	EL 250 Chopper		520SO	114	516 K	13*14*15	486 C	38*40÷42*44*45*47	
250	EL 250 (EL252)	9550	520SO	112	516 K	13*14*15	486 C	38*40÷42*44*45*47	
		9550B	520H						
250	EX 250 Ninja		520SMO	106					
250	GFX 250 R (EX 250 F)		520SO	106	516 K	13*14*15	486 C	38*40÷42*44*45*47	
250	KDX 250		520MXZ4	112	569 K	13÷17	460 EC	47÷53	
					569 KC	14			
250	KLR 250 (KL 250 D)	9318	520SMO	104	516 K	13*14*15	475 C	42*44	
		9318B	520SO						
250	KLX 250 (Trail)		520SMO	108	569 K	13÷17	467 C	47*48*50*54	
					569 KC	14			
250	KLX 250 R (Enduro)	7609	520SO	110	569 K	13÷17	467 C	47*48*50*54	
					569 KC	14			
250	KLX 250 S		520SO	106	516 K	13*14*15	460 ESM	42÷46	
							460 EC	47÷53	
250	KLX 250 SF		520SO	104	516 K	13*14*15	460 ESM	42÷46	
							460 EC	47÷53	
250	KR 250 (KR1)		520SO	106	516 K	13*14*15	472 C	40*41	
250	KX 250		520MXZ4	114	507 K	14*15	460 EC	47÷53	
250	KX 250		520MXZ4	114	569 K	13÷17	460 EC	47÷53	
					569 KC	14			
250	KX 250 J	9551	520MXZ4	114	569 K	13÷17	460 EC	47÷53	
					569 KC	14			
250	KX 250 L	9552	520MXZ4	114	565 K	11÷16	460 EC	47÷53	
					565 KC	13÷15	460 ESM	42÷46	
250	KX 250		520MXZ4	114	565 K	11÷16	460 EC	47÷53	
					565 KC	13÷15	460 ESM	42÷46	
250	KX 250	9553	520MXZ4	116	565 K	11÷16	460 EC	47÷53	
					565 KC	13÷15	460 ESM	42÷46	
250	KX 250 F	9464	520MXZ4	114	4062 K	12÷14	460 EC	47÷53	
					4062 KC	12÷14	460 ESM	42÷46	
250	KX 250 F	9466	520MXZ4	114	4073 K	13*14	460 EC	47÷53	
							460 ESM	42÷46	
250	KX 250 F	11	9729	520MXZ4	114	4073 K	13*14	460 EC	47÷53
							460 ESM	42÷46	
250	KX 250 F	12	520MXZ4	114	4073 K	13*14	460 EC	47÷53	
							460 ESM	42÷46	
250	Ninja		520SMO	116	516 K	13*14*15	486 C	38*40÷42*44*45*47	
250	ZZR 250	92>	9319	520SMO	108	516 K	13*14*15	486 C	38*40÷42*44*45*47




CHT CHIARAVALLI MOTORCYCLE REAR DRIVE SELECTOR 2012

Marca e modello Make and Model		anno year	 KIT		catena - chain	numero denti originali stock number of teeth	 pignone front sprocket		 corona rear sprocket	
			p/n	denti - teeth			p/n	denti - teeth		
update 7 September 2012										
300	KLX 300	97>02	9320 9320B	520SMO 520SO	110	14-50	569 K 569 KC	13÷17 14	460 EC 460 ESM	47÷53 42÷46
300	KLX 300 R	03>08	9321 9321B	520SMO 520SO	110	14-50	565 K 565 KC	11÷16 13÷15	460 EC 460 ESM	47÷53 42÷46
400	GPZ 400	84>87		520SMO	104	16-38	512 K	15÷17	478 C	38*43÷45
400	GPZ 400	84>99		520SMO	106	16-42	512 K	15÷17	478 C	38*43÷45
400	KLX 400 R	03		520SMO	114	14-47	434 K	15*16	808 EC 808 ESM 808 C	47÷52 41÷46 41*43*44
400	KLX 400 SR	03	9467 9467B	520SMO 520SO	112	15-44	434 K	15*16	808 ESM 808 EC 808 C	41÷46 47÷52 41*43*44
400	Z 400	78>80		530SO	100	15-44	509 K	15	476 C	44*45
400	ZR 400 (ZF)	83>85		530SO	104	16-40	513 K	15*16*18	488 C 488 THF 488 ED	38*40÷42*44÷46 38*40÷42*44÷45 41*46
400	ZX 400	84>87		520SO	106	16-42	512 K	15÷17	478 C	38*43÷45
400	ZX 400 (ZXR)	91>99	7610	520SO	110	15-45	512 K	15÷17	478 C	38*43÷45
440	Z 440	79>83		530SO	104	15-44	509 K	15	476 C	44*45
440	Z 440 LTD	82>85		530SO	104	15-45	509 K	15	476 C	44*45
450	KLX 450 R	08>10	9683	520XSO	114	13-50	565 K	11÷16	460 EC 460 ESM	47÷53 42÷46
450	KX 450 F	06>12	9469	520MXZ4	116	13-50	4082 K	12÷14	460 EC 460 ESM	47÷53 42÷46
500	EN 500 Classic	96>02	7611	520SO	110	16-42	512 K	15÷17	475 C	42*44
500	EN 500 Vulcan	96>09	7611	520SO	110	16-42	512 K	15÷17	475 C	42*44
500	ER - 5	96>06	7612	520SO	106	17-42	512 K	15÷17	486 C	38*40÷42*44*45*47
500	EX 500	06>09		520SO	106	16-41	512 K	15÷17	486 C	38*40÷42*44*45*47
500	GPX 500 R	88		530SO	104	15-42	513 K	15*16*18	479 C 479 THF 479 ED	38*39*42÷49 39*42÷49 43*44
500	GPZ 500 S (EX)	87>93	9324	520XSO	104	16-42	512 K	15÷17	486 C	38*40÷42*44*45*47
500	GPZ 500 S (EX)	94>05	9088	520XSO	104	16-41	512 K	15÷17	486 C	38*40÷42*44*45*47
500	KLE 500	91>95	7613	520XSO	108	16-44	512 K	15÷17	487 C	38*42÷44*46
500	KLE 500	96>02	7614	520XSO	110	17-46	512 K	15÷17	487 C	38*42÷44*46
500	KLE 500	03>04	7614	520XSO	110	17-46	512 K	15÷17	487 C	38*42÷44*46
500	KLE 500	'04	9089	520XSO	110	16-44	512 K	15÷17	487 C	38*42÷44*46
500	KLE 500	05	9326	520XSO	108	17-46	512 K	15÷17	487 C	38*42÷44*46
500	KLE 500 France	96>99		520XSO	110	17-46	512 K	15÷17	487 C	38*42÷44*46
500	KX 500	84>86		520XSO	114	14-48	507 K	14*15	460 EC	47÷53
500	KX 500	87>		520XSO	114	14-47	569 K 569 KC	13÷17 14	460 EC	47÷53
500	Ninja	94>09		520XSO	106	16-41	512 K	15÷17	486 C	38*40÷42*44*45*47
500	ZZR 500	90>91		530XSO	110	15-48	566 K	14÷18	499 C 499 THF 499 ED	38÷40*43 38*40*43 38*39*43*44
550	GPZ 550 Unitrak	82>83		530SO	104	16-38	513 K	15*16*18	488 C 488 THF 488 ED	38*40÷42*44÷46 38*40÷42*44÷45 41*46
550	GPZ 550 Unitrak	84>92	9327	520XSO	106	16-38	512 K	15÷17	478 C	38*43÷45
550	Z 550	81>82		530SO	100	16-40	513 K	15*16*18	488 C 488 THF 488 ED	38*40÷42*44÷46 38*40÷42*44÷45 41*46
550	Z 550 LTD	81>83		530SO	100	16-38	513 K	15*16*18	488 C 488 THF 488 ED	38*40÷42*44÷46 38*40÷42*44÷45 41*46
550	ZR 550 (ZF)	82>88		530SO	104	16-38	513 K	15*16*18	488 C 488 THF 488 ED	38*40÷42*44÷46 38*40÷42*44÷45 41*46
550	ZR 550 Zephyr	91>00	9328	520SO	106	16-38	512 K	15÷17	486 C	38*40÷42*44*45*47
600	GPX 600 R (ZX)	88>00	7616	530SO	102	15-39	513 K	15*16*18	479 C 479 THF 479 ED	38*39*42÷49 39*42÷49 43*44
600	GPZ 600 R (ZX)	85>89	7616	530SO	102	15-39	513 K	15*16*18	479 C 479 THF 479 ED	38*39*42÷49 39*42÷49 43*44
600	KLR 600 S	84>95	7617 7617B	520XSO 520SO	104	15-43	516 K	13*14*15	477 C	43
600	ZX-6R (ZX600F)	95>97	7771	525XSO	108	15-40	4023 K	14*15	498 C 498 THF 498 ED	38÷40*44÷46 38*40*44÷46 44÷46
	ZX-6R (ZX600F) #520 chain conversion			520GXW	108		4023 KM	15	499 EMD	40÷47
600	ZX-6R (ZX600)	98>02	9007	525XSO	108	15-40	4044 K	14÷16	2031 C 2031 THF 2031 ED	38÷43 38÷43 40÷44


CHT CHIARAVALLI MOTORCYCLE REAR DRIVE SELECTOR 2012

Marca e modello Make and Model	anno year	 KIT	 catena - chain	numero denti originali stock number of teeth	 pignone front sprocket		 corona rear sprocket	
					p/n	denti - teeth	p/n	denti - teeth
update 7 September 2012								
ZX-6R (ZX600) #520 chain conversion			520GXW 108		4044 KM	14÷16	2031 EMD	38÷48
600 ZX-6RR, ZX-6R (636cc) Ninja	03>04	7786	520XSO 108	15-40	4044 KM	14÷16	2102 C 2031 EMD	39÷41•43•44÷46 38÷48
600 ZX-6RR, ZX-6R (636cc) Ninja	05>06	9005	520XSO 110	15-43	4044 KM	14÷16	2102 C 2031 EMD	39÷41•43•44÷46 38÷48
600 ZX-6R Ninja	07> 12	9554	520XSO 112	16-43	4086 K	15•16	2102 C 2031 EMD	39÷41•43•44÷46 38÷48
600 ZZ-R 600 (ZX)	90>92	7620	530SO 110	15-45	566 K	14÷18	499 C 499 THF 499 ED	38÷40•42•43•45•46•48 38÷40•43 38•39•43•44
600 ZZ-R 600 (ZX)	93>05	7621 7621B	530XSO 112 530SO	16-48	566 K	14÷18	499 C 499 THF 499 ED	38÷40•42•43•45•46•48 38÷40•43 38•39•43•44
600 ZZ-R 600 (ZX)	06>08		525XSO 108	15-40	4044 K	14÷16	2031 THF 2031 C 2031 ED	38÷43 38÷43 40÷44
650 ER 6 F, ER 6 N	06> 12	9090	520XSO 114	15-46	565 K	11÷16	2102 C 2031 EMD	39÷41•43•44÷46 38÷48
650 KL 650 E	09	7624	520XSO 106	15-43	511 K	14•15	487 C	38•42÷44•46
650 KLE 650 Versys	07> 12	9090	520XSO 114	15-46	565 K	11÷16	2102 C 2031 EMD	39÷41•43•44÷46 38÷48
650 KLR 650 A	90> 11	7624	520XSO 106	15-43	511 K	14•15	487 C	38•42÷44•46
650 KLR 650	95>04	7622	520XSO 106	15-42	511 K	14•15	487 C	38•42÷44•46
650 KLR 650 Tengai	87>90	7623	520SO 106	15-43	516 K	13•14•15	487 C	38•42÷44•46
650 KLR650 Tengai	91>92	7624	520XSO 106	15-43	511 K	14•15	487 C	38•42÷44•46
650 KLX 650	93>96	9332	520XSO 112	15-43	511 K	14•15	487 C	38•42÷44•46
650 KLX 650 R	99>01	9332	520XSO 112	15-43	511 K	14•15	487 C	38•42÷44•46
650 KLX 650 R	93>	9333	520XSO 110	14-49	511 K	14•15	460 EC	47÷53
650 Versys 650	10> 12	9090	520XSO 114	15-46	565 K	11÷16	2102 C 2031 EMD	39÷41•43•44÷46 38÷48
650 W 650 (EJ650)	99>05		525XSO 104	15-39	520 K	14÷17	498 THF 498 C 498 ED	38÷40•44÷46 38÷40•44÷46 44÷46
650 Z 650	79		530SO 102	16-42	566 K	14÷18	481 C	42
650 Z 650	78>79		530SO 102	16-42	566 K	14÷18	488 C 488 THF 488 ED	38•40÷42•44÷46 38•40÷42•44÷45 41•46
650 Z 650 F2	79>83		630SO 84	13-33	518 K	13•14•15	501 C	33•35•38•41
650 Z 650 SR	79>80		530SO 104	16-40	566 K	14÷18	488 THF 488 C 488 ED	38•40÷42•44÷45 38•40÷42•44÷46 41•46
750 GPX 750 R (ZX)	87>90		530HFO 110	16-47	513 K	15•16•18	502 C	40•44•45•47÷49
750 GPZ 750 Unitrak	83>89		630SO 94	15-38	514 K	15	501 C	33•35•38•41
750 GPZ 750 R (ZX)	85>88		530HFO 112	16-49	517 K	16÷18	502 C	40•44•45•47÷49
750 Z 750	80>82		630SO 84	13-33	518 K	13•14•15	501 C	33•35•38•41
750 Z 750 LTD Twin2	77>82		530HFO 106	16-38	566 K	14÷18	488 THF 488 C 488 ED	38•40÷42•44÷45 38•40÷42•44÷46 41•46
750 Z 750 R	82>87		630SO 88	13-33	518 K	13•14•15	501 C	33•35•38•41
750 Z 750, Z 750 S, Z750 R	04> 12	7790	520GXW 112	15-43	4065 K	14•15	478 C 2031 EMD	38•43÷45 38÷48
750 ZR 750 Zephyr	91>94	9091 9091B	525XSO 106 525SO	15-39	520 K	14÷17	498 C 498 THF 498 ED	38÷40•44÷46 38÷40•44÷46 44÷46
750 ZR 750 Zephyr	95>99	9092 9092B	525XSO 106 525SO	15-39	4031 K	15	498 C 498 THF 498 ED	38÷40•44÷46 38÷40•44÷46 44÷46
750 ZR-7 S	99>04	7627 7627B	525GXW 108 525XSO	16-38	520 K	14÷17	498 THF 498 C 498 ED	38÷40•44÷46 38÷40•44÷46 44÷46
750 ZX-7R Ninja #520 chain conversion	96>04	7628 7628B	525GXW 110 525XSO	16-43	520 K	14÷17	2031 THF 2031 C 2031 ED	38÷43 38÷43 40÷44
ZX-7R Ninja #520 chain conversion			520GXW 110		520 KM	14÷17	2031 EMD	38÷48
750 ZX7RR	91>92		530GXW 108	17-42	566 K	14÷18	488 THF 488 C 488 ED	38•40÷42•44÷45 38•40÷42•44÷46 41•46
750 ZX7RR	93		530HFO 108	16-41	566 K	14÷18	488 THF 488 C 488 ED	38•40÷42•44÷45 38•40÷42•44÷46 41•46
750 ZX7RR	94>95		530HFO 108	17-41	566 K	14÷18	488 THF 488 C 488 ED	38•40÷42•44÷45 38•40÷42•44÷46 41•46
750 ZX7RR	96>04	7629 7629B	525GXW 108 525XSO	16-42	520 K	14÷17	2031 THF 2031 C	38÷43 38÷43

CHT CHIARAVALLI MOTORCYCLE REAR DRIVE SELECTOR 2012

Marca e modello Make and Model	anno year	 KIT		catena - chain	numero denti originali stock number of teeth	 pignone front sprocket		 corona rear sprocket	
		p/n	denti - teeth			p/n	denti - teeth		
									update 7 September 2012
ZX7RR #520 chain conversion				520GXW 108		520 KM	14÷17	2031 ED	40÷44
750 ZXR 750 (ZX)	89	9338	530XSO 112	16-46	566 K	14÷18	2031 EMD	38÷48	
		9338B	530SO					499 C	38÷40•42•43•45•46•48
								499 THF	38÷40•43
								499 ED	38•39•43•44
750 ZXR 750 (ZX)	90	9339	530XSO 112	16-46	566 K	14÷18		488 C	38•40÷42•44÷46
		9339B	530SO					488 THF	38•40÷42•44÷45
								488 ED	41•46
750 ZXR 750 R (ZX7R)	91>92	9558	530XSO 110	16-45	566 K	14÷18		488 THF	38•40÷42•44÷45
		9558B	530SO					488 C	38•40÷42•44÷46
								488 ED	41•46
750 ZXR 750 R (ZX7R)	93>95	7630	530XSO 110	16-44	566 K	14÷18		488 THF	38•40÷42•44÷45
								488 C	38•40÷42•44÷46
								488 ED	41•46
800 VN 800 Classic	96>05	7633	530XSO 112	17-42	566 K	14÷18		499 C	38÷40•42•43•45•46•48
		7633B	530SO					499 THF	38÷40•43
								499 ED	38•39•43•44
800 VN 800 Drifter	99>01	7634	530XSO 112	17-40	566 K	14÷18		499 C	38÷40•42•43•45•46•48
		7634B	530SO					499 THF	38÷40•43
								499 ED	38•39•43•44
800 VN 800 Vulcan	95>96	7631	530SO 114	16-46	566 K	14÷18		499 C	38÷40•42•43•45•46•48
								499 THF	38÷40•43
								499 ED	38•39•43•44
800 VN 800 Vulcan	97>06	7632	530XSO 114	17-42	566 K	14÷18		499 C	38÷40•42•43•45•46•48
		7632B	530SO					499 THF	38÷40•43
								499 ED	38•39•43•44
800 W 800	11>12				15-17				
900 Z 900	73>75		630SO 92	15-35	518 K	13•14•15			
900 Z 900	76		630SO 92	15-33	521 K	15			
900 ZX-9R Ninja	94>97	7635	530XSO 112	16-44	566 K	14÷18		488 THF	38•40÷42•44÷45
								488 C	38•40÷42•44÷46
								488 ED	41•46
ZX-9R Ninja #520 chain conversion			520GXW 112		566 KM	14÷17		2031 EMD	38÷48
900 ZX-9R Ninja	98>01	7636	530GXW 110	16-41	566 K	14÷18		488 THF	38•40÷42•44÷45
								488 C	38•40÷42•44÷46
								488 ED	41•46
ZX-9R Ninja #520 chain conversion			520GXW 110		566 KM	14÷17		2031 EMD	38÷48
900 ZX-9R Ninja	02>04	9095	525GXW 110	16-41	4064 K	14÷17		2031 THF	38÷43
								2031 C	38÷43
								2031 ED	40÷44
ZX-9R #520 chain conversion			520GXW 110		566 KM	14÷17		2031 EMD	38÷48
1000 Versys 1000									
1000 Z 1000	74>80		630SO 94	15-35	521 K	15		501 C	33•35•38•41
1000 Z 1000 (Z1R)	78>80		630SO 92	15-33	521 K	15		501 C	33•35•38•41
1000 Z 1000 J	81>83		630SO 98	15-41	522 K	15		501 C	33•35•38•41
1000 Z 1000	03>07	7791	525GXW 112	16-42	4064 K	14÷17		2031 THF	38÷43
								2031 C	38÷43
								2031 ED	40÷44
1000 Z 1000 #520 chain conversion	03>07		520GXW 112	16-42	566 KM	14÷17		2031 EMD	38÷48
1000 Z 1000	08>09	9656	525GXW 112	15-40	4064 K	14÷17		2031 THF	38÷43
								2031 C	38÷43
								2031 ED	40÷44
1000 Z 1000 #520 chain conversion	08>09		520GXW 112	15-40	566 KM	14÷17		2031 EMD	38÷48
1000 Z 1000, Z 1000 SX	10>11		525GXW 112	15-43	4064 K	14÷17		2031 THF	38÷43
								2031 C	38÷43
								2031 ED	40÷44
1000 Z 1000 SX	2012		525GXW 112	15-41	4064 K	14÷17		2031 THF	38÷43
								2031 C	38÷43
								2031 ED	40÷44
1000 Z 1000, Z 1000 SX #520 chain conversion	10>11		520GXW 112	15-43	566 KM	14÷17		2031 EMD	38÷48
1000 ZX 1000 (ZX10)	88>90	9559	532GSV 110	17-45	525 K	17		503 C	45
1000 ZX 1000 (ZX10) #530 chain conversion	88>90	9345	530GXW 110	17-45	527 K	17		502 C	40•44•45•47÷49
1000 ZX-10R Ninja	04>05	9011	525GXW 110	17-39	4064 K	14÷17		2031 THF	38÷43
								2031 C	38÷43
								2031 ED	40÷44
1000 ZX-10R Ninja #520 chain conversion	04>05		520GXW 110	17-39	566 KM	14÷17		2031 EMD	38÷48
1000 ZX-10R Ninja	06>07	9560	525GXW 110	17-40	4064 K	14÷17		2031 THF	38÷43
								2031 C	38÷43
								2031 ED	40÷44
1000 ZX-10R Ninja #520 chain conversion	06>07		520GXW 110	17-40	566 KM	14÷17		2031 EMD	38÷48
1000 ZX-10R Ninja	08>10	9657	525GXW 110	17-41	4064 K	14÷17		2031 THF	38÷43
								2031 C	38÷43
								2031 ED	40÷44
1000 ZX-10R Ninja #520 chain conversion	08>10		520GXW 110	17-41	566 KM	14÷17		2031 EMD	38÷48
1000 ZX-10R Ninja	11>12		525GXW	17-39	4064 K	14÷17		2031 THF	38÷43

CHT CHIARAVALLI MOTORCYCLE REAR DRIVE SELECTOR 2012

Marca e modello Make and Model	anno year	 KIT	 catena - chain	numero denti originali stock number of teeth	 pignone front sprocket		 corona rear sprocket	
					p/n	denti - teeth	p/n	denti - teeth
							2031 C	38÷43
							2031 ED	40÷44
1000 ZX-10R Ninja #520 chain conversion	11>12		520GXW	17-39	566 KM	14÷17	2031 EMD	38÷48
1000 GPZ 1000 (RX) A1-3	86>89		632GSV 94	15-40	524 K	15	500 C	40
1000 GPZ 1000 (RX) #630 chain conversion	86>89	9349	630SO 94	15-40	526 K	15	506 C	40
1100 GPZ 1100 (ZX)	81>82		630SO 98	15-41	522 K	15	501 C	33*35*38*41
1100 GPZ 1100 (ZX) Unitrak	83>85		630SO 100	15-41	523 K	15	501 C	33*35*38*41
1100 GPZ 1100 (ZX)	95>99	7637	530GXW 112	17-45	4024 K	17	502 C	40*44*45*47÷49
1100 GPZ 1100 ABS	96		530GXW 112	17-45	4024 K	17	502 C	40*44*45*47÷49
1100 Z 1100 R1-2	84>86		630SO 98	15-41	522 K	15	501 C	33*35*38*41
1100 ZR 1100 A1-4 Zephyr	92>96		530GXW 114	16-45	517 K	16÷18	502 C	40*44*45*47÷49
1100 ZR 1100 Zephyr	92>96	7638	530GXW 116	16-48	517 K	16÷18	502 C	40*44*45*47÷49
1100 ZRX 1100	96>98	9350	530GXW 110	17-45	4024 K	17	502 C	40*44*45*47÷49
1100 ZZR 1100 (ZX11)	90>93	7639	530GXW 110	17-45	528 K	17	502 C	40*44*45*47÷49
1100 ZZR 1100 (ZX11)	93>97	7640	530GXW 110	17-45	517 K	16÷18	502 C	40*44*45*47÷49
1100 ZZR 1100 (ZX11)	98>01	7641	530GXW 110	17-44	517 K	16÷18	502 C	40*44*45*47÷49
1200 ZX-12R Ninja	00>06	7642	530GXW 116	18-46	517 K	16÷18	488 THF	38*40÷42*44÷45
							488 C	38*40÷42*44÷46
							488 ED	41*46
1200 ZXR 1200 - ZRX	01>08	7643	530GXW 110	17-42	4024 K	17	488 THF	38*40÷42*44÷45
							488 C	38*40÷42*44÷46
							488 ED	41*46
1200 ZZR 1200	02>05	7644	530GXW 112	17-44	517 K	16÷18	488 THF	38*40÷42*44÷45
							488 C	38*40÷42*44÷46
							488 ED	41*46
1400 ZX 14 (ZX 1400) Ninja	07>11		530GXW 116	17-41	517 K	16÷18	nd	
1400 ZZR 1400	06>10		530GXW 116	17-41	517 K	16÷18	nd	
1400 ZZR 1400	11>12		530GXW 116	17-42	517 K	16÷18	nd	

update 7 September 2012





KTM

50	EXC50	96>03		428MXZ 138	12-56	1492 K	10÷12	2092 E	50*52*56
65	SX65	03>12		420MXZ 112	14-50	4058 K	13*14	2088 E	46*48*50÷54
85	SX85 17"/14"	03		428MXZ 120	13-46	4070 K	12÷14	2095 E	46*48÷54
85	S 85 17"/14"	04		428MXZ 122	14-46	4070 K	12÷14	2095 E	46*48÷54
85	SX85 17"/14"	05>12		428MXZ 122	14-46	4070 K	12÷14	2095 E	46*48÷54
85	SX85 Big Wheels 19"/16"	05>12		428MXZ 124	14-49	4070 K	12÷14	2095 E	46*48÷54
85	XC85	08>09		428MXZ 124	14-46	4070 K	12÷14	2095 E	46*48÷50
105	EXC105	08		428MXZ 116	14-49	4070 K	12÷14	2095 E	46*48÷54
105	XC105	08>09		428MXZ 124	14-49	4070 K	12÷14	2095 E	46*48÷54
105	SX105	07>12		428MXZ 124	14-49	4070 K	12÷14	2095 E	46*48÷54
125	Duke 125	11>12		520	14-45		14		45
125	EXC125, LC2	96>97		520KZ6 118	13-48	1248 K	12÷15	897 EC	46÷53
						1248 KC	12÷14	897 C	38*40*42*48*50*52
125	EXC 125	11>12	9470	520KZ6 118	13-50	1248 K	12÷15	897 EC	46÷53
						1248 KC	12÷14	897 ESM	36÷45
								897 C	38*40*42*48*50*52
125	GS	88>90		520KZ6 118	13-48	1248 K	12÷15	896 E	48*50*52
						1248 KC	12÷14		
125	GS	91>93		520KZ6 118	13-50	1248 K	12÷15	897 EC	46÷53
						1248 KC	12÷14	897 C	38*40*42*48*50*52
125	MX	88>90		520KZ6 118	13-50	1248 K	12÷15	896 E	48*50*52
						1248 KC	12÷14		
125	MX	91>92		520KZ6 118	13-48	1248 K	12÷15	897 EC	46÷53
						1248 KC	12÷14	897 C	38*40*42*48*50*52
125	SM	00>		520KZ6 114	14-38	1248 K	12÷15	897 ESM	36÷45
						1248 KC	12÷14	897 C	38*40*42*48*50*52
125	SX 125	93>12		520KZ6 118	13-50	1248 K	12÷15	897 EC	46÷53
						1248 KC	12÷14	897 ESM	36÷45
								897 C	38*40*42*48*50*52
144	SX 144	08>12		520KZ6 118	14-50	1248 K	12÷15	897 EC	46÷53
						1248 KC	12÷14	897 ESM	36÷45
								897 C	38*40*42*48*50*52
150	SX 150	08>12		520KZ6 120	14-50	1248 K	12÷15	897 EC	46÷53
						1248 KC	12÷14	897 ESM	36÷45
								897 C	38*40*42*48*50*52
150	XC150	10>12		520KZ6 120	13-50	1248 K	12÷15	897 EC	46÷53
						1248 KC	12÷14	897 ESM	36÷45
								897 C	38*40*42*48*50*52
200	Duke			520	14-53				
200	EXC200	98>03	9471	520KZ6 118	14-50	1248 K	12÷15	897 EC	46÷53
						1248 KC	12÷14	897 ESM	36÷45
								897 C	38*40*42*48*50*52
200	EXC200	04		520KZ6 118	14-48	1248 K	12÷15	897 EC	46÷53
						1248 KC	12÷14	897 ESM	36÷45
								897 C	38*40*42*48*50*52

CHT CHIARAVALLI MOTORCYCLE REAR DRIVE SELECTOR 2012





Marca e modello Make and Model		anno year	 KIT	 catena - chain	numero denti originali stock number of teeth	 pignone front sprocket		 corona rear sprocket	
						p/n	denti - teeth	p/n	denti - teeth
update 7 September 2012									
200	EXC 200 / EXC-W200	05> 12		520KZ6 118	14-48	1248 K 1248 KC	12÷15 12÷14	897 EC 897 ESM 897 C	46÷53 36÷45 38*40*42*48*50*52
200	SX 200	03>	9562	520KZ6 116	14-45	1248 K 1248 KC	12÷15 12÷14	897 ESM 897 EC 897 C	36÷45 46÷53 38*40*42*48*50*52
250	EXC 250 / EXC-F250	96>97	9471	520KZ6 118	14-50	1248 K 1248 KC	12÷15 12÷14	897 EC 897 ESM 897 C	46÷53 36÷45 38*40*42*48*50*52
250	EXC 250 / EXC-F250	98	9474	520KZ6 118	14-52	1248 K 1248 KC	12÷15 12÷14	897 EC 897 ESM 897 C	46÷53 36÷45 38*40*42*48*50*52
250	EXC 250 / EXC-F250	99>04	9474	520KZ6 118	14-52	1248 K 1248 KC	12÷15 12÷14	897 EC 897 ESM 897 C	46÷53 36÷45 38*40*42*48*50*52
250	EXC 250 / EXC-F250	05> 12		520SMO 118	13-50	1248 K 1248 KC	12÷15 12÷14	897 EC 897 ESM 897 C	46÷53 36÷45 38*40*42*48*50*52
250	GS	81>84		520XSO 118	13-52	1248 K 1248 KC	12÷15 12÷14	894 E	52
250	GS	85>89		520XSO 118	13-52	1248 K 1248 KC	12÷15 12÷14	896 E	48*50*52
250	GS	90>94	9563	520SO 118	14-50	1248 K 1248 KC	12÷15 12÷14	897 EC 897 ESM 897 C	46÷53 36÷45 38*40*42*48*50*52
250	MX	85>90		520MXZ4 116	13-52	1248 K 1248 KC	12÷15 12÷14	896 E	48*50*52
250	SX250	93> 12	9564	520MXZ4 116	13-52	1248 K 1248 KC	12÷15 12÷14	897 EC 897 C	46÷53 38*40*42*48*50*52
250	SX-F250	06> 12	9730	520MXZ4 116	13-48	1248 K 1248 KC	12÷15 12÷14	897 EC 897 C	46÷53 38*40*42*48*50*52
250	XC250	07>09		520SMO 114	14-50	1248 K 1248 KC	12÷15 12÷14	897 EC 897 ESM 897 C	46÷53 36÷45 38*40*42*48*50*52
250	XC-W250 (E)	08>09		520SMO 114	13-50	1248 K 1248 KC	12÷15 12÷14	897 EC 897 ESM 897 C	46÷53 36÷45 38*40*42*48*50*52
250	XC-F250 / XCF-W250	07>09		520SMO SMO	13-48	1248 K 1248 KC	12÷15 12÷14	897 EC 897 ESM 897 C	46÷53 36÷45 38*40*42*48*50*52
300	EXC 300 / EXC-W300	95>04	9477	520SO 116	14-50	1248 K 1248 KC	12÷15 12÷14	897 EC 897 C	46÷53 38*40*42*48*50*52
300	EXC 300/ EXC-W300	05>08		520SMO 116	13-50	1248 K 1248 KC	12÷15 12÷14	897 EC 897 C	46÷53 38*40*42*48*50*52
300	EXC 300 / EXC-W300	09> 12	9732	520SMO 116	13-50	1248 K 1248 KC	12÷15 12÷14	897 EC 897 C	46÷53 38*40*42*48*50*52
300	GS	90>94		520XSO 118	15-48	1248 K 1248 KC	12÷15 12÷14	897 EC 897 C	46÷53 38*40*42*48*50*52
300	SX	93>95		520MXZ4 118	14-52	1248 K 1248 KC	12÷15 12÷14	897 EC 897 C	46÷53 38*40*42*48*50*52
300	XC300	08>09		520SMO SMO	14-50	1248 K 1248 KC	12÷15 12÷14	897 EC 897 C	46÷53 38*40*42*48*50*52
350	EXC-F250 , EXCF-W250	11>12		520SMO SMO	13-50	1248 K 1248 KC	12÷15 12÷14	897 EC 897 ESM 897 C	46÷53 36÷45 38*40*42*48*50*52
350	Freeride	2012		520	17838				
350	GS	81>84		520XSO 118	14-52	1248 K 1248 KC	12÷15 12÷14	896 E	48*50*52
350	GS	85>90		520XSO 118	14-50	1248 K 1248 KC	12÷15 12÷14	896 E	48*50*52
350	SX-F350	10> 12	9731	520MXZ4 118	14-50	1248 K 1248 KC	12÷15 12÷14	897 EC 897 C	46÷53 38*40*42*48*50*52
350	LC4	93		520XSO 118	15-50	4021 K 4021 KC	13÷17 13÷15	897 EC 897 C	46÷53 38*40*42*48*50*52
360	EXC SX 4T	95>97 96>97		520SMO 118	14-50	1248 K 1248 KC	12÷15 12÷14	897 EC 897 C	46÷53 38*40*42*48*50*52
380	EXC380, SX-F380	98>02		520SMO 118	14-50	1248 K 1248 KC	12÷15 12÷14	897 EC 897 ESM 897 C	46÷53 36÷45 38*40*42*48*50*52
400	Duke	94>96		520XSO 118	16-42	4021 K 4021 KC	13÷17 13÷15	897 C 897 ESM	38*40*42*48*50*52 36÷45
400	EGS - LSE	97>98		520XSO 118	15-45	4021 K 4021 KC	13÷17 13÷15	897 ESM 897 EC 897 C	36÷45 46÷53 38*40*42*48*50*52
400	EXC400	98>07	9478	520XSO 118	14-50	1248 K	12÷15	897 EC	46÷53

CHT CHIARAVALLI MOTORCYCLE REAR DRIVE SELECTOR 2012

Marca e modello Make and Model	anno year	 KIT	 catena - chain	numero denti originali stock number of teeth	 pignone front sprocket		 corona rear sprocket	
					p/n	denti - teeth	p/n	denti - teeth
			9478B 520SO		1248 KC	12÷14	897 ESM 897 C	36÷45 38*40*42*48*50*52
400 EXC 400 / EXC-W400	09>11		520XSO 118	13-52	1248 K 1248 KC	12÷15 12÷14	897 EC 897 ESM 897 C	46÷53 36÷45 38*40*42*48*50*52
400 SC	96>99	9478 9478B	520XSO 118 520SO	14-50	1248 K 1248 KC	12÷15 12÷14	897 EC 897 ESM 897 C	46÷53 36÷45 38*40*42*48*50*52
400 SX400	02	9566	520MXZ4 116	14-50	1248 K 1248 KC	12÷15 12÷14	897 EC 897 ESM 897 C	46÷53 36÷45 38*40*42*48*50*52
450 EXC450	03>08	9480	520XSO 114	14-50	1248 K 1248 KC	12÷15 12÷14	897 EC 897 ESM 897 C	46÷53 36÷45 38*40*42*48*50*52
450 EXC-F450 / EXC-W450	09>12		520XSO 116	13-52	1248 K 1248 KC	12÷15 12÷14	897 EC 897 ESM 897 C	46÷53 36÷45 38*40*42*48*50*52
450 SMR450	04>07		520XSO 120	14-45	1248 K 1248 KC	12÷15 12÷14	897 ESM 897 EC 897 C	36÷45 46÷53 38*40*42*48*50*52
450 SMR 450	08>12		520XSO 118	14-52	1248 K 1248 KC	12÷15 12÷14	897 EC 897 ESM 897 C	46÷53 36÷45 38*40*42*48*50*52
450 SX-F450	02>		520XSO 114	14-50	1248 K 1248 KC	12÷15 12÷14	897 EC 897 ESM 897 C	46÷53 36÷45 38*40*42*48*50*52
450 SX-F450	06>12		520XSO 116	14-52	1248 K 1248 KC	12÷15 12÷14	897 EC 897 ESM 897 C	46÷53 36÷45 38*40*42*48*50*52
500 EXC500	99>	9481	520XSO 118	14-48	4021 K 4021 KC	13÷17 13÷15	897 EC 897 ESM 897 C	46÷53 36÷45 38*40*42*48*50*52
500 GS	81>84		520XSO 118	14-52	1248 K 1248 KC	12÷15 12÷14	897 EC 897 C	46÷53 38*40*42*48*50*52
500 MX	85>93		520XSO 118	13-52	1248 K 1248 KC	12÷15 12÷14	897 EC 897 C	46÷53 38*40*42*48*50*52
500 SX	94>96		520XSO 118	14-50	1248 K 1248 KC	12÷15 12÷14	897 EC 897 C	46÷53 38*40*42*48*50*52
505 SX-F505	08>09		520XSO 118	14-52	1248 K 1248 KC	12÷15 12÷14	897 EC 897 ESM 897 C	46÷53 36÷45 38*40*42*48*50*52
505 XC-F505	08>09		520XSO 116	14-52	1248 K 1248 KC	12÷15 12÷14	897 EC 897 ESM 897 C	46÷53 36÷45 38*40*42*48*50*52
520 EXC-F505	99>02	9482	520XSO 118	14-48	1248 K 1248 KC	12÷15 12÷14	897 EC 897 ESM 897 C	46÷53 36÷45 38*40*42*48*50*52
520 SX-F520	00>04		520XSO 118	14-48	1248 K 1248 KC	12÷15 12÷14	897 EC 897 ESM 897 C	46÷53 36÷45 38*40*42*48*50*52
525 EX-F525 Racing	02>04	9483	520XSO 112	14-50	1248 K 1248 KC	12÷15 12÷14	897 EC 897 ESM 897 C	46÷53 36÷45 38*40*42*48*50*52
525 MXC-F 525 Desert Racing	02>04	9483	520XSO 112	14-50	1248 K 1248 KC	12÷15 12÷14	897 EC 897 ESM 897 C	46÷53 36÷45 38*40*42*48*50*52
525 SMR 25	04>05		520XSO 114	14-45	1248 K 1248 KC	12÷15 12÷14	897 ESM 897 EC 897 C	36÷45 46÷53 38*40*42*48*50*52
525 SX-F525	02>04	9480	520XSO 114	14-50	1248 K 1248 KC	12÷15 12÷14	897 EC 897 ESM 897 C	46÷53 36÷45 38*40*42*48*50*52
530 EXC530 / EXC-W530	09		520XSO 116	14-50	1248 K 1248 KC	12÷15 12÷14	897 ESM 897 EC 897 C	36÷45 46÷53 38*40*42*48*50*52
530 EXC530 / EXC-W530	10>12		520XSO 116	13-50	1248 K 1248 KC	12÷15 12÷14	897 ESM 897 EC 897 C	36÷45 46÷53 38*40*42*48*50*52
560 SMR560	06>07		520XSO 120	14-45	1248 K 1248 KC	12÷15 12÷14	897 ESM 897 EC 897 C	36÷45 46÷53 38*40*42*48*50*52
600 GS LC4	>92		520XSO 116	13-50	4021 K	13÷17	896 E	48*50*52
600 MX LC4	88>90		520XSO 116	13-50	4021 K	13÷17	896 E	48*50*52
600 MX LC4	91>94		520XSO 116	15-50	4021 K	13÷17	896 E	48*50*52
620 EGS	96>98	9567	520XSO 118	16-40	4021 K	13÷17	897 ESM	36÷45

update 7 September 2012

CHT CHIARAVALLI MOTORCYCLE REAR DRIVE SELECTOR 2012

Marca e modello Make and Model	anno year	 KIT	 catena - chain	numero denti originali stock number of teeth	 pignone front sprocket		 corona rear sprocket	
					p/n	denti - teeth	p/n	denti - teeth
								update 7 September 2012
LSE	97>98				4021 KC	13÷15	897 C	38*40*42*48*50*52
620 EGS Adventure	98	9568	520XSO 118	17-45	4021 K 4021 KC	13÷17 13÷15	897 ESM 897 EC 897 C	36÷45 46÷53 38*40*42*48*50*52
620 EXC, EGS	94	9484	520XSO 116	15-50	4021 K 4021 KC	13÷17 13÷15	897 EC 897 C	46÷53 38*40*42*48*50*52
620 GS Duke Duke II	94>98 99>00	7645	520XSO 118	17-38	4021 K 4021 KC	13÷17 13÷15	897 ESM 897 C	36÷45 38*40*42*48*50*52
620 SX-LC4	95>98	9569	520XSO 118	15-50	4021 K 4021 KC	13÷17 13÷15	897 EC 897 C	46÷53 38*40*42*48*50*52
625 625LC4 SM - 625LC4 SC	04	9570	520XSO 114	16-38	4021 K 4021 KC	13÷17 13÷15	897 ESM 897 EC 897 C	36÷45 46÷53 38*40*42*48*50*52
625 625 SMC 4T	05>06		520XSO 118	17-40	4021 K 4021 KC	13÷17 13÷15	897 ESM 897 C 897 EC	36÷45 38*40*42*48*50*52 46÷53
625 625 SXC	02>	9571	520XSO 110	14-50	4021 K 4021 KC	13÷17 13÷15	897 EC 897 ESM 897 C	46÷53 36÷45 38*40*42*48*50*52
640 640 DUKE	01>	9098	520XSO 106	17-38	4021 K 4021 KC	13÷17 13÷15	897 ESM 897 C	36÷45 38*40*42*48*50*52
640 640 LC4 Adventure 640 LC4 Enduro	00>	7646	520XSO 118	16-42	4021 K 4021 KC	13÷17 13÷15	897 C 897 EC 897 ESM	38*40*42*48*50*52 47÷53 36÷45
640 640 LC4 Supermoto	99>04	9101 9715	520XSO 118	17-40	4021 K 4021 KC	13÷17 13÷15	897 ESM 897 C	36÷45 38*40*42*48*50*52
660 660 Rallye	01>	9485	520XSO 118	16-44	4021 K 4021 KC	13÷17 13÷15	897 ESM 897 EC 897 C	36÷45 46÷53 38*40*42*48*50*52
660 660 SMC - 660 SXC	01>	9102	520XSO 108	16-38	4021 K 4021 KC	13÷17 13÷15	897 ESM 897 C	36÷45 38*40*42*48*50*52
690 690 Duke III, 690 SM, 690 SM GP	07>09	9101	520XSO 118	17-40	4021 K 4021 KC	13÷17 13÷15	897 ESM 897 EC 897 C	36÷45 46÷53 38*40*42*48*50*52
690 690 Duke	2012		520XSO	16-40				
690 690 Supermoto R	08>09	9567	520XSO 118	16-40	4021 K 4021 KC	13÷17 13÷15	897 ESM 897 EC 897 C	36÷45 46÷53 38*40*42*48*50*52
690 690 Enduro	08> 12		520XSO	15-45	4021 K 4021 KC	13÷17 13÷15	897 EC 897 ESM 897 C	46÷53 36÷45 38*40*42*48*50*52
690 690 SM	07		520XSO 120	15-40	4021 K 4021 KC	13÷17 13÷15	897 ESM 897 EC 897 C	36÷45 46÷53 38*40*42*48*50*52
690 690 SM	08>09		520XSO	17-41	4021 K 4021 KC	13÷17 13÷15	897 ESM 897 EC 897 C	36÷45 46÷53 38*40*42*48*50*52
690 690 SMC, 690 SMC-R	08> 12		520XSO	16-42	4021 K 4021 KC	13÷17 13÷15	897 ESM 897 EC 897 C	36÷45 46÷53 38*40*42*48*50*52
950 950 Adventure, S	03>06	7647	525GXW 118	17-42	4059 K	16*17	2093 C	42*45
950 950 Super Enduro, R	06>09		525GXW 118	17-45	4059 K	16*17	2093 C	42*45
950 950 SM, 950 SM-GP	06>09	9660	525GXW 118	17-41	4059 K	16*17	2104 C 2104 THF	37÷41 38*39*40
950 950 SM, 950 SM-GP #520 chain conversion	06>09	9660B	525XSO				2104 EMD	36÷40
990 990 Adventure, 990 Adventure R	05> 12	7647	525GXW 118	17-42	4059 K	16*17	2093 C	42*45
990 990 Duke, 990 Super Duke, 990 Super Duke R	04> 12	9103	525GXW 108	17-38	4059 K	16*17	2104 C 2104 THF	37÷41 38*39*40
990 990 Duke, SD, SD-R #520 chain conversion	04> 12		520GXW 108	17-38	4059 KM	16*17	2104 EMD	36÷40
990 990 Supermoto, 990 Supermoto R, T	08> 12	9660	525GXW 118	17-41	4059 K	16*17	2104 C 2104 THF	37÷41 38*39*40
990 990 SM, SM-T #520 chain conversion	08> 12	9660B	525XSO				2104 EMD	36÷40
1190 1190 RC8	08>11	9661	525GXW 116	17-37	4059 K	16*17	2104 C 2104 THF	37÷41 38*39*40
1190 1190 RC8 #520 chain conversion	08>11		520GXW 116	17-37	4059 KM	16*17	2104 EMD	36÷40
1190 1190 RC8	2012		525GXW 116	17-38	4059 K	16*17	2104 C 2104 THF	37÷41 38*39*40
1190 1190 RC8 #520 chain conversion	2012		520GXW 116	17-38	4059 KM	16*17	2104 EMD	36÷40

Kymco

125 Pulsar, Sector	>97		428H 126	15-39	264	14÷16	269	34÷35*39÷43*47÷49
125 Pulsar, Sector	01>05		428H 126	15-39	264	14÷16	269	34÷35*39÷43*47÷49
125 Pulsar II	08>10		428H 126	15-41	264	14÷16	269	34÷35*39÷43*47÷49
125 Sector	97>98		428H 110	15-39	264	14÷16	269	34÷35*39÷43*47÷49
125 Zing, Meteorit	98>		428H 124	16-41	264	14÷16	269	34÷35*39÷43*47÷49

CHT CHIARAVALLI MOTORCYCLE REAR DRIVE SELECTOR 2012

Marca e modello <i>Make and Model</i>	anno year	 KIT		 catena - chain		numero denti originali stock number of teeth	 pignone front sprocket		 corona rear sprocket	
		p/n	denti - teeth	p/n	denti - teeth					

update 7 September 2012

Malaguti

50	Fifty CX Full, NL	87>92	415	104	13-32	135	11÷14	3	26*28*30*32*34*36*40*44*48*50
50	Fifty Evolution	89>92	415	124	13-32	135	11÷14	3	26*28*30*32*34*36*40*44*48*50
50	Fifty HF NL - Mix - Top	91>93	415	104	13-32	135	11÷14	3	26*28*30*32*34*36*40*44*48*50
50	Fifty Top 3MV - AE	91>98	415	120	13-37	589	11÷15	598	37
50	MEX-MRX-MDX-MLX	87>91	415	126	13-48	588	11÷15	319	40*42*44*48*50*52
50	NL	90>98	415	110	14-34	135	11÷14	3	26*28*30*32*34*36*40*44*48*50
50	XTM	03>	420M	126	11-48	4038	10÷15	2075 C	45*48*50*52*53
50	XSM	03>	420M	124	11-45	4038	10÷15	2075 C	45*48*50*52*53
125	X3M ENDURO	07>08	428H	8 H	14-50	263	14÷16	2106 E	48*50*52*54*56*58*60*62
125	X3M MOTARD	07>08	428H	8 H	14-48	263	14÷16	2106 E	48*50*52*54*56*58*60*62

MBK

50	X Limit	00>	420M	128	12-52	4038	10÷15	2078 C	52
50	X Limit Supermotard	03>06	420M	126	11-45	4038	10÷15	2075 C	45*48*50*52*53
50	X Power	96>99	428	130	12-47	4035	11÷15	835	45*46*47*48*49*52
50	X Power #420 chain conversion	96>99	420M	130	17502	4038	10÷15	2051	47
50	X Power	04	428	130	12-47	4035	11÷15	835	45*46*47*48*49*52

Moto Morini

950	9 1/2	07>09	525GXW	106	17-40	na		2128 C	40
1200	Sport	07>09	525GXW	106	17-40	na		2128 C	40
1200	Corsaro, Rebello	07>12	525GXW	104	17-40	na		2128 C	40
1200	Scrambler , Granpasso	08>12	525GXW	106	17-42	na		2128 C	40

Moto TM

125	MX 125	00>01	520MXZ4	120	13-52	4045 K	12*13	2068 EC	49÷52
125	MX 125	02>04	520MXZ4	114	13-51	4045 K	12*13	2068 EC	49÷52
125	MX 125	05>	520MXZ4	114	13-51	4045 K	12*13	2068 EC	49÷52
125	EN 125	00>01	520MXZ4	116	13-52	4045 K	12*13	2068 EC	49÷52
250	EN 250, MX 250	02>07	520MXZ4	114	13-51	4046 K	13*14	2068 EC	49÷52
250	EN 250 FES, MX 250 F	03>07	520SMO	114	13-50	4046 K	13*14	2068 EC	49÷52
250	MX 250 FI	2012	520XSO		13-51				
300	EN 300, MX 300	02>07	520MXZ4	114	13-51	4046 K	13*14	2068 EC	49÷52
450	EN 450 FES, MX 450 F	03>07	520MXZ4	114	13-51	4046 K	13*14	2068 EC	49÷52
530	EN 530 FES, MX 530 F	05>07	520MXZ4	114	13-51	4046 K	13*14	2068 EC	49÷52





Mv Agusta

675	Brutale 675	2012	525GXW	16-43				2108 ED	39÷43
675	Brutale 675 #520 chain conversion	2012	520GXW	16-43				2108 EMD	39÷45
675	F3	2012	525GXW	16-43				2108 ED	39÷43
675	F3 #520 chain conversion	2012	520GXW	16-43				2108 EMD	39÷45
910	Brutale 910	05>08	525GXW	110	15-43	4069 K	14*15	2108 ED	39÷43
910	Brutale 910 #520 chain conversion	05>08	520GXW	110	15-43	4069 KM	14*15	2108 EMD	39÷45
920	Brutale 920 R	09>12	525GXW	110	15-43	4069 K	14*15	2108 ED	39÷43
920	Brutale 920 R #520 chain conversion	09>12	520GXW	110	15-43	4069 KM	14*15	2108 EMD	39÷45
989	Brutale 989 R	07>10	525GXW	110	15-43	4069 K	14*15	2108 ED	39÷43
989	Brutale 989 R #520 chain conversion	07>10	520GXW	110	15-43	4069 KM	14*15	2108 EMD	39÷45
990	Brutale 990 R	09>12	525GXW	110	15-43	4069 K	14*15	2108 ED	39÷43
990	Brutale 990 R #520 chain conversion	09>12	520GXW	110	15-43	4069 KM	14*15	2108 EMD	39÷45
1000	F4 R	06>08	525GXW	110	15-40	4069 K	14*15	2108 ED	39÷43
1000	F4 R #520 chain conversion	06>08	520GXW	110	15-40	4069 KM	14*15	2108 EMD	39÷45
1000	F4 RR 312R	07>10	525GXW	108	15-40	4069 K	14*15	2108 ED	39÷43
1000	F4 RR 312R #520 chain conversion	07>10	520GXW	108	15-40	4069 KM	14*15	2108 EMD	39÷45
1000	F4	04>06	525GXW	108	15-40	4069 K	14*15	2108 ED	39÷43
1000	F4 #520 chain conversion	04>06	520GXW	108	15-40	4069 KM	14*15	2108 EMD	39÷45
1000	F4 1000 C	07>08	525GXW	108	15-39	4069 K	14*15	2108 ED	39÷43
1000	F41000 C #520 chain conversion	07>08	520GXW	108	15-39	4069 KM	14*15	2108 EMD	39÷45
1000	F4 1000 Veltro, GP	08	525GXW	108	15-40	4069 K	14*15	2108 ED	39÷43
1000	F41000 Veltro,GP #520 chain conversion	08	520GXW	108	15-40	4069 KM	14*15	2108 EMD	39÷45
1078	Brutale 1078 R	07>10	525GXW	110	15-43	4069 K	14*15	2108 ED	39÷43
1078	Brutale 1078 R #520 chain conversion	07>10	520GXW	110	15-43	4069 KM	14*15	2108 EMD	39÷45
1078	F4	08>11	525GXW	110	15-41	4069 K	14*15	2108 ED	39÷43
1078	F4 #520 chain conversion	08>11	520GXW	110	15-41	4069 KM	14*15	2108 EMD	39÷45
1090	Brutale 1090 R	09>12	525GXW	110	15-43	4069 K	14*15	2108 ED	39÷43
1090	Brutale 1090 R #520 chain conversion	09>12	520GXW	110	15-43	4069 KM	14*15	2108 EMD	39÷45

MZ

125	RT (Spokewheels)	03	428H	126	16-49	558	13÷18	nd	
125	SM-C	03>04	428H	132	16-49	558	13÷18	nd	
600	Sport Cup	97>98	520XSO	108	15-39	577 K	14*15	18 C	38*39*43*45*46
660	Bagheera	97>03	520XSO	116	15-45	577 K	14*15	857 C	38÷42*45÷47*50

CHT CHIARAVALLI MOTORCYCLE REAR DRIVE SELECTOR 2012

Marca e modello <i>Make and Model</i>	anno year	 KIT	 catena - chain	numero denti originali stock number of teeth	 pignone front sprocket		 corona rear sprocket	
					p/n	denti - teeth	p/n	denti - teeth
update 7 September 2012								
660 Mastiff	97>99		520XSO 116	15-45	577 K	14*15	857 C	38*42*45*47*50
660 Skorpion Sport	97>98		520XSO 116	15-39	577 K	14*15	18 C	38*39*43*45*46
660 Skorpion Tour	97>98		520XSO 110	15-43	577 K	14*15	18 C	38*39*43*45*46
660 Skorpion Traveller	97>98		520XSO 108	15-39	577 K	14*15	18 C	38*39*43*45*46

Peugeot

50 XP6, XP SM	99>01		420M 126	12-52	4038	10*15	2076 C	46*52
50 XP LC	87>90		428 136	16-48	364	16*17	357	48
50 XP 6	98>06		420M 126	12-52	4038	10*15	2075 C	45*48*50*52*53
50 XP 6 END	04>06	9662	420M 126	11-52	4038	10*15	2075 C	45*48*50*52*53
50 XP 6 SM	02>03		420M 126	12-52	4038	10*15	2075 C	45*48*50*52*53
50 XP 6 SM	04>09	9662	420M 126	11-52	4038	10*15	2075 C	45*48*50*52*53
50 XP S END	04>05	9662	420M 126	11-52	4038	10*15	2075 C	45*48*50*52*53
50 XP S Street SM	04>05	9663	420M 126	11-52	4038	10*15	2059	52
50 XR 6	01>06		420M 128	12-52	4038	10*15	2123 C	50*53

Polini

110 XP4 Minimotard			420MXZ	12-42	4051	11*14	2121 E	34*36*38*40
--------------------	--	--	--------	-------	------	-------	--------	-------------






Sherco

250 SE 2.5 i, SE 2.5 Ir	2012		520XSO					
300 SE 3.0 i, SE 3.0 i FR	2012		520XSO	14-48				
450 SE 4.5 i R	2012		520XSO					
510 SE 5.1 i R	2012		520XSO					




Suzuki

50 APX 50 ER	85>89		420M 114	12-49	429	12*14	801	38*43*46*47*49*51*54
50 GT 50 K	77>80		420M 112	12-46	562	10*16	801	38*43*46*47*49*51*54
50 OR 50 ET	80		420M 98	13-43	562	10*16	801	38*43*46*47*49*51*54
50 RMX 50	96>98		420MXZ 130	12-50	413	12	2037	50
50 TS 50 ERK	80>84		420M 114	12-49	562	10*16	801	38*43*46*47*49*51*54
50 TS 50 W	83>93		420M 120	12-46	413	12	801	38*43*46*47*49*51*54
50 TS 50 X	90>93		420M 130	12-51	429	12*14	801	38*43*46*47*49*51*54
50 TS 50 XK	84>98		420M 126	12-51	413	12	801	38*43*46*47*49*51*54
50 TV 50	94>95		420M 116	12-43	413	12	801	38*43*46*47*49*51*54
50 ZR 50 SK	83>90		420M 112	11-46	562	10*16	801	38*43*46*47*49*51*54
60 RM 60	03>04		420MXZ 104	13-44	560	12*16	464 E	44*47
					560 KC	13*14		
65 RM 65	03>07		420MXZ 112	13-47	560	12*16	2101 E	46*52
					560 KC	13*14		
80 RG 80 Gamma	84>93		428 130	15-47	425	14*16	810	41*43*47*48*49*51
80 RG 80 Gamma	85>94		428 130	15-49	425	14*16	810	41*43*47*48*49*51
80 RM 80	89>01		428MXZ 118	14-48	416 K	12*16	2066 E	47*53
80 RM 80 Big Wheels	89>01		428MXZ 118	13-48	416 K	12*16	2066 E	47*53
80 TS 80 ER	81>82		428 114	14-42	428	14	802	42*43
80 TS 80 X	84>87		428 120	14-42	425	14*16	802	42*43
85 RM 85	02>08	9595	428MXZ 118	14-47	416 K	12*16	2066 E	47*53
		9595B	428H					
85 RM 85	09	9684	428MXZ 122	12-50	416 K	12*16	2066 E	47*53
85 RM 85 Big Wheels 19/16	04>12	9573	428MXZ 118	13-47	416 K	12*16	2066 E	47*53
100 RM 100	03>04		420MXZ 124	13-51	560	12*16	2065 E	47*53
					560 KC	13*14	2065 C	49*54
100 TS 100 ERN	80>82		428H 114	14-44	416 K	12*16	809	44*53
100 DRZ 100	03>04		420M 86	14-33	249	16	801	38*43*46*47*49*51*54
125 DR 125 S / SE	85>99	9354	428H 134	16-53	409 K	16	809	44*53
		9354B	428					
125 GN 125	91>98	9355	428H 114	14-41	426	14*15	810	41*43*47*48*49*51
		9355B	428					
125 GN 125 E/R	91>98	9574	428H 114	14-42	426	14*15	810	41*43*47*48*49*51
		9574B	428					
125 GN 125 W	97>98		428H 124	14-41	4037 K	14*15	810	41*43*47*48*49*51
125 GP 125	80>95		428H 118	15-41	416 K	12*16	810	41*43*47*48*49*51
125 GS 125 Z/D-ESZ	83>97	9575	428H 116	14-43	426	14*15	810	41*43*47*48*49*51
		9575B	428					
125 GZ 125 Marauder	98>11	9356	428H 132	15-45	4037 K	14*15	2052	45
		9356B	428					
125 RG 125 U Gamma	86>92		428H 128	15-42	416 K	12*16	810	41*43*47*48*49*51
125 RG 125 F Gamma	92>96		428H 130	16-47	425	14*16	2012	47*56
125 RM 125	83>87		520KZ6 114	12-51	427 K	11*14	808 EC	47*52
					427 KC	12*13		
125 RM 125	88>91		520KZ6 114	13-51	427 K	11*14	808 EC	47*52
					427 KC	12*13		
125 RM 125	92>96		520KZ6 114	12-49	427 K	11*14	808 EC	47*52
					427 KC	12*13		





CHT CHIARAVALLI MOTORCYCLE REAR DRIVE SELECTOR 2012

Marca e modello Make and Model		anno year	  KIT		 catena - chain		numero denti originali stock number of teeth	 pignone front sprocket		 corona rear sprocket	
			p/n	denti - teeth	p/n	denti - teeth					
update 7 September 2012											
125	RM 125	97>99	9576	520KZ6	114	12-50	427 K 427 KC	11÷14 12•13	808 EC	47÷52	
125	RM 125	00>04	9577	520KZ6	114	12-49	427 K 427 KC	11÷14 12•13	808 EC 808 C 808 ESM	47÷52 41•43•44 41÷46	
125	RM 125	05	9576	520KZ6	114	12-50	427 K 427 KC	11÷14 12•13	808 EC 808 C 808 ESM	47÷52 41•43•44 41÷46	
125	RM 125	06>09	9579	520KZ6	114	12-51	427 K 427 KC	11÷14 12•13	808 EC 808 C 808 ESM	47÷52 41•43•44 41÷46	
125	RV125 VAN VAN	03>08		428H	134	15-51	425	14÷16	2133	51	
125	RV125 VAN VAN	08>10		428H	134	15-49	425	14÷16	2123	49	
125	TS 125 ERN-ERT-ERX	80>85		428H	118	15-44	416 K	12÷16	809	44•53	
125	TS 125	90>96		428H	130	15-50	425	14÷16	805	45•50	
125	TS 125 X	84>91		428H	126	14-50	416 K	12÷16	805	45•50	
125	VL 125 Intruder	00>07	9358 9358B	428H 428	142	14-56	4037 K	14•15	2012	47•56	
250	DR 250	88>89		520SMO	110	15-48	434 K	15•16	825 C	37•48	
250	DR 250 DRZ 250	90>93 >04	9028 9028B	520SMO 520SO	112	13-49	432 K 432 KC	11÷15 13÷15	808 EC 808 C 808 ESM	47÷52 41•43•44 41÷46	
250	GN 250	82>98	7648 7648B	520H 520	100	15-41	434 K	15•16	819 C	41	
250	GT 250 X 7	79>85		520H	102	15-41	430 K	15	819 C	41	
250	GZ 250 Marauder	99>09	7649 7649B	520H 520	110	15-41	434 K	15•16	819 C	41	
250	RG 250 Gamma	85>88		520H	110	14-39	436 K	14	819 C	41	
250	RGV 250	89>90	9359 9359B	520SMO 520SO	114	15-46	565 K	11÷16	817 C	46	
250	RGV 250	91>96	7650	520SO	114	14-43	565 K	11÷16	822 C	41•43	
250	RM 250	86>88		520MXZ4	116	14-51	432 K 432 KC	11÷15 13÷15	808 EC	47÷52	
250	RM 250	89>96		520MXZ4	114	13-49	432 K 432 KC	11÷15 13÷15	808 EC	47÷52	
250	RM 250	97>00	9580	520MXZ4	114	13-50	432 K 432 KC	11÷15 13÷15	808 EC	47÷52	
250	RM 250	01>03	9581	520MXZ4	114	13-49	432 K 432 KC	11÷15 13÷15	808 EC 808 C 808 ESM	47÷52 41•43•44 41÷46	
250	RM 250	04>09	9580	520MXZ4	114	13-50	432 K 432 KC	11÷15 13÷15	808 EC 808 C 808 ESM	47÷52 41•43•44 41÷46	
250	RMX 250	89>00		520MXZ4	114	13-50	432 K 432 KC	11÷15 13÷15	808 EC	47÷52	
250	RM-Z 250	04>06	9583	520MXZ4	114	13-48	4062 K 4062 KC	12÷14 12÷14	460 EC 460 ESM	47÷53 42÷46	
250	RM-Z 250	07>09	9584	520MXZ4	112	12-48	427 K 427 KC	11÷14 12•13	808 EC 808 C 808 ESM	47÷52 41•43•44 41÷46	
250	RM-Z 250	10>12	9733	520MXZ4	114	13-49	427 K 427 KC	11÷14 12•13	808 EC 808 C 808 ESM	47÷52 41•43•44 41÷46	
250	TS 250 X	85>89		520SMO	112	13-48	432 K	11÷15	828 C	42•47•48	
250	TU 250 X	97>00		520SO	100	15-41	434 K	15•16	819 C	41	
250	VL 250 Intruder	00>06	9360 9360B	520SMO 520SO	114	15-43	434 K	15•16	2062 C	43	
350	DR 350 S	90>93	9585 9585B	520SMO 520SO	108	14-43	432 K 432 KC	11÷15 13÷15	822 C	41•43	
350	DR 350 SE	94>95	9586 9586B	520SMO 520SO	110	15-41	432 K 432 KC	11÷15 13÷15	822 C	41•43	
350	DR 350 SE	97>01	7651	520SO	108	15-43	432 K 432 KC	11÷15 13÷15	808 C 808 EC 808 ESM	41•43•44 47÷52 41÷46	
400	DRZ 400 E	03>08	9486	520SO	112	14-47	432 K 432 KC	11÷15 13÷15	808 EC 808 C 808 ESM	47÷52 41•43•44 41÷46	
400	DRZ 400 S	00>11	9487	520SO	112	15-44	432 K 432 KC	11÷15 13÷15	808 C 808 ESM 808 EC	41•43•44 41÷46 47÷52	
400	DRZ 400 SM	05>11	9488	520SO	112	15-41	432 K 432 KC 432 K	11÷15 13÷15	808 ESM 808 EC 808 C	41÷46 47÷52 41•43•44	
400	GSF 400 Bandit	91>92	7653	525SO	114	14-47	433 K	14•16	807 C	44÷47•48•49	





CHT CHIARAVALLI MOTORCYCLE REAR DRIVE SELECTOR 2012

Marca e modello Make and Model	anno year	 KIT		catena - chain	numero denti originali stock number of teeth	 pignone front sprocket		 corona rear sprocket	
		p/n	denti - teeth			p/n	denti - teeth		
									update 7 September 2012
400 GSF 400 Bandit	93>96	7654	525SO	114	14-46	433 K	14*16	807 E 807 C 807 E	45 44-47*48*49 45
400 GSX R 400	88>89		525SMO	108	14-45	433 K	14*16	807 C 807 E	44-47*48*49 45
400 GSX 400 ET, EX	81>83		530SO	104	16-44	566 K	14÷18	814 C	42*44*45
400 GSX 400 TX	81>85		530SO	104	16-42	566 K	14÷18	814 C	42*44*45
400 GSX 400 X Impulse	86		525SMO	110	14-46	433 K	14*16	807 C 807 E	44-47*48*49 45
400 GSX 400	88>90		525SMO	114	14-49	433 K	14*16	807 C 807 E	44-47*48*49 45
400 GSX R 400 R	90>92		525SMO	108	14-44	433 K	14*16	807 C 807 E	44-47*48*49 45
400 GSX 400 EZ	82>87	9365	530SO	110	16-45	566 K	14÷18	814 C	42*44*45
400 GSX 400 XS Impulse	88>93	9366	525SMO	114	14-46	433 K	14*16	2023 C	46
		9366B	525SO						
450 GS 450 E/S	80>82	9367	530SO	104	16-45	566 K	14÷18	814 C	42*44*45
450 GS 450 L	85>88	9368	530SO	108	16-42	566 K	14÷18	814 C	42*44*45
450 RM-Z 450	05	9587	520MXZ4	114	14-49	4068 K	13÷15	808 EC 808 ESM 808 C	47÷52 41÷46 41*43*44
450 RM-Z 450	06>07	9588	520MXZ4	114	14-48	4075 K	13÷15	808 EC 808 ESM 808 C	47÷52 41÷46 41*43*44
450 RM-Z 450	08>12	9665	520MXZ4	114	13-50	4075 K	13÷15	808 EC 808 ESM 808 C	47÷52 41÷46 41*43*44
500 DR 500 S/R	81>86		520XSO	106	15-45	434 K	15*16	825 C	37*48
500 GS 500 E	90>93	9369	520XSO	112	16-39	565 K	11÷16	823 C	39*44
500 GS 500 E - F	94>08	7655	520SO	112	16-39	512 K	15÷17	823 C	39*44
550 GS 550 E/L/M/T	78>82		530SO	110	15-50	566 K	14÷18	816 C 816 THF	38*41÷45*46*47*48*50 41÷48
550 GS 550 E/ES	83>88		530SO	112	14-48	566 K	14÷18	816 C 816 THF	38*41÷45*46*47*48*50 41÷48
550 GSX 550 E/S	83>87	9370	530SO	112	14-46	566 K	14÷18	816 C 816 THF	38*41÷45*46*47*48*50 41÷48
600 DR 600 S/R	85>89	9371	520XSO	108	16-42	437 K	15*16	828 C	42*47*48
600 GSF 600 S Bandit	95>99	7781	530XSO	110	15-47	566 K	14÷18	829 THF 829 C	42÷48 42÷48
		7781B	530SO						
600 GSF 600 S Bandit	00>04	7792	530XSO	112	15-47	566 K	14÷18	829 THF 829 C	42÷48 42÷48
		7792B	530SO						
600 GSR 600	06>11	9372 9373	525GXW 525GXW	114 114	16-48	520 K	14÷17	2061 THF 2061 C 2061 ED	41-49 41-49 42*43
		9372B 9373B	525XSO 525XSO						
600 GSR 600 #520 chain conversion	06>11		520GXW	114	16-48	520 KM	14÷17	2061 EMD	41÷50
600 GSX 600 F Katana	88		530SO	112	14-46	566 K	14÷18	824 C	40*46
600 GSX 600 F	89>91	9374	530SO	112	14-46	566 K	14÷18	829 C 829 THF	42-48 42÷48
600 GSX 600 F	92>97	7657	530XSO	112	14-45	566 K	14÷18	829 THF 829 C	42÷48 42÷48
		7657B	530SO						
600 GSX 600 F	98>06	7656	530XSO	118	15-47	566 K	14÷18	829 THF 829 C	42÷48 42÷48
		7656B	530SO						
600 GSX-R 600	97	7659	525XSO	108	16-45	520 K	14÷17	498 THF 498 C 498 ED	38-40*44÷46 38-40*44÷46 44÷46
		7659B	525SO						
600 GSX-R 600 #520 chain conversion	97		520GXW	108	16-45	520 KM	14÷17	499 EMD	40-47
600 GSX-R 600	98>00	7660	525XSO	108	16-46	520 K	14÷17	498 THF 498 C 498 ED	38-40*44÷46 38-40*44÷46 44÷46
		7660B	525SO						
600 GSX-R 600 #520 chain conversion	98>00		520GXW	108	16-46	520 KM	14÷17	499 EMD	40-47
600 GSX-R 600	01>03	9110	525XSO	110	16-45	520 K	14÷17	2061 C 2061 THF 2061 ED	41-49 41-49 42*43
		9110B	525SO						
600 GSX-R 600 #520 chain conversion	01>03		520GXW	110	16-45	520 KM	14÷17	2061 EMD	41-50
600 GSX-R 600	04>05	7658	525XSO	112	16-45	520 K	14÷17	2061 THF 2061 C 2061 ED	41-49 41-49 42*43
600 GSX-R 600 #520 chain conversion	04>05		520GXW	112	16-45	520 KM	14÷17	2061 EMD	41-50
600 GSX-R 600	06>10	9377	525XSO	112	16-43	520 K	14÷17	2061 THF 2061 C 2061 ED	41-49 41-49 42*43
600 GSX-R 600 #520 chain conversion	06>10		520GXW	112	16-43	520 KM	14÷17	2061 EMD	41-50
600 GSX-R 600 L1	11>12		525XSO	114	16-43	520 K	14÷17	2111 THF 2111 C	45*46 43÷46

CHT CHIARAVALLI MOTORCYCLE REAR DRIVE SELECTOR 2012

Marca e modello Make and Model		anno year	 KIT		 catena - chain		numero denti originali stock number of teeth	 pignone front sprocket		 corona rear sprocket	
			p/n	denti - teeth	p/n	denti - teeth					
update 7 September 2012											
600	GSX-R 600 L1 #520 chain conversion	11>12		520GXW	114	16-43	520 KM	14÷17	2111 ED 479 EMD 486 C	45•46 40:52 38•40÷42•44•45•47	
600	RF 600 R	93>94	7661	530SO	108	14-43	566 K	14÷18	829 THF 829 C	42:48 42:48	
600	RF 600 R	95>98		530XSO	108	14-42	566 K	14÷18	829 THF 829 C	42:48 42:48	
650	DL 650 V-Strom	04>06	9016	525XSO	116	15-47	520 K	14÷17	2061 THF 2061 C 2061 ED	41:49 41:49 42•43	
650	DL 650 V-Strom	04>06		520GXW	116	15-47	520 KM	14÷17	2061 EMD	41:50	
650	DL 650 V-Strom	07>12	9668	525XSO	118	15-47	520 K	14÷17	2061 THF 2061 C 2061 ED	41:49 41:49 42•43	
650	DL 650 V-Strom	07>12		520GXW	118	15-47	520 KM	14÷17	2061 EMD	41:50	
650	DR 650 R/SE	90>95	7663	520XSO	114	16-42	437 K	15•16	828 C	42:47•48	
650	DR 650 SE	96>10	7664	525XSO	110	15-41	4011 K	15	2032 C	41:43	
650	SFV 650 Gladius	09>11		520GXW	112	15-46	4086 K	15•16	807 EM	44:47	
650	GSF 650 Bandit, S	05>06	9380	530GXW	112	15-47	566 K	14÷18	829 C 829 THF	42:48 42:48	
650	GSF 650 Bandit, S	07>08	9666	525GXW	118	15-48	520 K	14÷17	807 C 807 E	44:47•48•49 45	
650	GSF 650 Bandit, S #520 chain conversion	07>08		520GXW	118	15-48	520 KM	14÷17	807 EM	44:47	
650	GSF 650 Bandit, S	09>11	9686	525GXW	120	15-48	520 K	14÷17	807 C 807 E	44:47•48•49 45	
650	GSF 650 Bandit, S #520 chain conversion	09>11		520GXW	120	15-48	520 KM	14÷17	807 EM	44:47	
650	GSX 650 F	08>11	9666	525GXW	118	15-48	520 K	14÷17	807 C 807 E	44:47•48•49 45	
650	GSX 650 F #520 chain conversion	08>11		520GXW	118	15-48	520 KM	14÷17	807 EM	44:47	
650	SV 650	99>06	7665	525XSO	110	15-45	520 K	14÷17	807 C 807 E	44:47•48•49 45	
650	SV 650 #520 chain conversion	99>06		520XSO	110	15-45	520 KM	14÷17	807 EM	44:47	
650	SV 650	07>10	9591	525XSO	114	15-45	520 K	14÷17	807 C 807 E	44:47•48•49 45	
650	SV 650 #520 chain conversion	07>10		520XSO	114	15-45	520 KM	14÷17	807 EM	44:47	
650	SV 650 S	99>07	7666	525XSO	108	15-44	520 K	14÷17	807 C 807 E	44:47•48•49 45	
650	SV 650 S #520 chain conversion	99>07		520XSO		15-44	520 KM	14÷17	807 EM	44:47	
650	SV 650 S	08>11	9667	525XSO	108	15-45	520 K	14÷17	807 C 807 E	44:47•48•49 45	
650	SV 650 S #520 chain conversion	08>11		520XSO	108	14-45	520 KM	14÷17	807 EM	44:47	
650	XF 650 Freewind	97>01	7667	525SO	110	15-43	4011 K	15	2032 C	41:43	
750	DR 750 S Big	88	9382	520XSO	116	15-48	438 K	15	825 C	37•48	
750	DR 750 S Big - SR41B	89	9383	520XSO	116	15-48	438 K	15	828 C	42•47•48	
750	GS 750 E/L/S/T	77>83		630SO	96	15-41	518 K	13•14•15	818 C	41•42	
750	GSR750	11>12		525GXW	112	17-42	520 K	14÷17	2061 THF 2061 C 2061 ED	41:49 41:49 42•43	
750	GSR 750 #520 chain conversion	11>12		520GXW	112	17-42	520 KM	14÷17	2061 EMD	41:50	
1000	DL 1000 V-Strom	02>10	9017	525GXW	112	17-41	520 K	14÷17	2061 THF 2061 C 2061 ED	41:49 41:49 42•43	
1000	DL 1000 V-Strom #520 chain conversion	02>10		520GXW	112	17-41	520 KM	14÷17	2061 EMD	41:50	
1000	GS 1000	78>82		630SO	96	15-42	518 K	13•14•15	818 C	41•42	
1000	GSX 1000	82>84		630SO	96	15-42	518 K	13•14•15	818 C	41•42	
1000	GSX-R 1000	01>06	7679	530GXW	110	17-42	566 K	14÷18	2079 THF 2079 C 2079 ED	40:43•45•46 40:46 42•43	
1000	GSX-R 1000 #520 chain conversion			520GXW	110	17-42	566 KM	14÷17	2061 EMD	41:50	
1000	GSX-R 1000	07>08	9592 9719	530GXW	112	17-43	566 K	14÷18	2079 THF 2079 C 2079 ED	40:43•45•46 40:46 42•43	
1000	GSX-R 1000 #520 chain conversion	07>08		520GXW	112	17-43	566 KM	14÷17	2061 EMD	41:50	
1000	GSX-R 1000	09>12	9687	530GXW	114	17-42	4096 K	16÷18	479 THF 479 C 479 ED	39•42÷49 38•39•42÷49 43•44	
1000	GSX-R 1000 #520 chain conversion	09>12		520GXW	112	17-42	4096 KM	15÷17	479 EMD	40:52	
1000	SV 1000 - S	03>06	9019 9721	530GXW	110	17-40	566 K	14÷18	2079 THF 2079 C 2079 ED	40:43•45•46 40:46 42•43	
1000	SV 1000 - S #520 chain conversion	03>06		520GXW	110	17-40	566 KM	14÷17	2061 EMD	41:50	
1000	TL 1000 R	98>02	7680	530GXW	108	17-39	566 K	14÷18	499 THF 499 ED	38:40•43 38•39•43•44	
1000	TL 1000 R #520 chain conversion	98>02		520GXW	108	17-39	566 KM	14÷17	499 EMD	40:47	

CHT CHIARAVALLI MOTORCYCLE REAR DRIVE SELECTOR 2012





Marca e modello Make and Model	anno year	 KIT	 catena - chain	numero denti originali stock number of teeth	 pignone front sprocket		 corona rear sprocket	
					p/n	denti - teeth	p/n	denti - teeth
1000 TL 1000 S	97>02	7681	530GXW 104	17-38	566 K	14÷18	499 THF 499 ED	38÷40•43 38•39•43•44
1000 TL 1000 S #520 chain conversion	97>02		520GXW 104	17-38	566 KM	14÷17	499 EMD	40÷47
1100 GS 1100 E/L/ES	80>83		630SO 96	15-42	518 K	13•14•15	818 C	41•42
1100 GSX 1100 E/S	80>85		630SO 98	15-42	518 K	13•14•15	818 C	41•42
1100 GSX 1100 EF/EG	84>86		630GSV 102	15-42	518 K	13•14•15	818 C	41•42
1100 GSX 1100 F	88	7682	532GSV 118	15-52	440 K	14÷16	827 C 827 THF	42÷44•48•52 42÷44•48
1100 GSX 1100 F #530 chain conversion	88		530GXW 118	15-52	566 K	14÷18	816 C 816 THF	38•41÷45•46•47•48•50 41÷48
1100 GSX 1100 F	89>96		532GSV 122	15-52	440 K	14÷16	827 C 827 THF	42÷44•48•52 42÷44•48
1100 GSX 1100 F #530 chain conversion	89>96		530GXW 122	15-52	566 K	14÷18	816 C 816 THF	38•41÷45•46•47•48•50 41÷48
1100 GSX-R 1100	86>88		532GSV 114	14-46	440 K	14÷16	830 C	46
1100 GSX-R 1100 #530 chain conversion	86>88	7684	530GXW 114	14-46	566 K	14÷18	829 THF 829 C	42÷48 42÷48
1100 GSX-R 1100	89>92		532GSV 118	15-48	440 K	14÷16	827 THF 827 C	42÷44•48 42÷44•48•52
1100 GSX-R 1100 # #530 chain conversion	89>92		530GXW 118	15-48	566 K	14÷18	816 THF 816 C	41÷48 38•41÷45•46•47•48•50
1100 GSX-R 1100	93>94		532GSV 114	15-42	440 K	14÷16	827 C 827 THF	42÷44•48•52 42÷44•48
1100 GSX-R 1100 #530 chain conversion	93>94	7686	530GXW 114	15-42	566 K	14÷18	816 THF 816 C	41÷48 38•41÷45•46•47•48•50
1100 GSX-R 1100	95>98	7685	532GSV 116	16-44	440 K	14÷16	827 THF 827 C	42÷44•48 42÷44•48•52
1100 GSX-R 1100 #530 chain conversion	95>98		530GXW 116	16-44	566 K	14÷18	816 THF 816 C	41÷48 38•41÷45•46•47•48•50
1200 GSF 1200 S Bandit	96>05	7687	530GXW 110	15-45	566 K	14÷18	816 THF 816 C	41÷48 38•41÷45•46•47•48•50
1200 GSF 1200 S Bandit	06		530GXW 116	15-45	566 K	14÷18	2079 THF 2079 C 2079 ED	40÷43•45•46 40÷46 42•43
1200 GSF 1200 S Bandit	07>09		530GXW 120	17-43	566 K	14÷18	2079 THF 2079 C 2079 ED	40÷43•45•46 40÷46 42•43
1200 GSX 1200	99>04	7688	530GXW 112	15-44	566 K	14÷18	816 THF 816 C	41÷48 38•41÷45•46•47•48•50
1250 GSF 1250 Bandit	07>12		530GXW 118	18-43	566 K	14÷18	2079 THF 2079 C 2079 ED	40÷43•45•46 40÷46 42•43
1250 GSX 1250 F	10>12		530GXW 112	18-43	566 K	14÷18	2079 THF 2079 C 2079 ED	40÷43•45•46 40÷46 42•43
1300 GSX-R 1300 Hayabusa	99>07	7772	530GXW 112	17-40	566 K	14÷18	499 THF 499 ED	38÷40•43 38•39•43•44
1340 GSX-R 1300 Hayabusa	08>11		530GXW 118	18-43	4096 K	16÷18	2079 THF 2079 C 2079 ED	40÷43•45•46 40÷46 42•43
1340 GSX-R 1300 Hayabusa #520 chain conv	08>11		520GXW 118	18-43	4096 KM	16•17	2061 EMD	41÷50
1340 GSX-R 1300 B-King	08>11		530GXW 118	18-43	4096 K	16÷18	2079 THF 2079 C 2079 ED	40÷43•45•46 40÷46 42•43
1340 GSX-R 1300 B-King #520 chain conversion	08>11		520GXW 118	18-43	4096 KM	16•17	2061 EMD	41÷50
1400 GSX 1400	01>08	7689	530GXW 116	18-41	513 K	15•16•18	2086 THF	41

update 7 September 2012

Triumph

600 Speed Four	03>05		525GXW 106	14-42	4023 K	14•15	2070 C 2070 ED	42÷45 41÷44
600 Daytona	03>04		525GXW 108	14-45	4023 K	14•15	2070 C 2070 ED	42÷45 41÷44
600 TT 600	00>03		525XSO 106	14-42	4023 K	14•15	2070 C 2070 ED	42÷45 41÷44
650 Daytona	05		525GXW 108	14-45	4023 K	14•15	2070 C 2070 ED	42÷45 41÷44
675 Daytona, Daytona R	06>12	9593 9593B	525GXW 116	16-47	520 K	14÷17	2116 THF 2116 C	47•48 47•48
675 Daytona #520 chain conversion	06>12		520GXW 116	16-47	520 KM	14÷17	2116 EMD	42÷50
675 Street Triple	08>11		525GXW 116	16-47	520 K	14÷17	2116 THF 2116 C	47•48 47•48
675 Street Triple #520 chain conversion	08>11		520GXW 116	16-47	520 KM	14÷17	2116 EMD	42÷50
750 Daytona	91>95	7691	530GXW 114	17-48	4016 K	17÷19	334 THF	39÷46•48
750 Trident	91>97	7691B	530XSO				334 C	39÷46•48
800 Bonneville T100	01>12		525GXW 114	17-42	4057 K	16÷18	2070 C	42÷45

CHT CHIARAVALLI MOTORCYCLE REAR DRIVE SELECTOR 2012

Marca e modello Make and Model	anno year	 KIT	 catena - chain	numero denti originali stock number of teeth	 pignone front sprocket		 corona rear sprocket		
					p/n	denti - teeth	p/n	denti - teeth	
								2070 ED	41:44
800	Bonneville America	02>07	7692	525GXW 112	17-42	4057 K	16÷18	344 C	38•40-46•48
800	Speedmaster	03>05		525GXW 112	17-42	4057 K	16÷18	344 C	38•40-46•48
800	Tiger 800	11>12		525GXW 120	16-50	520 K	14÷17		
800	Tiger 800 XC	11>12		525GXW 122	16-50	520 K	14÷17		
865	America	07>08	9688	525GXW 112	17-42	4057 K	16÷18	344 C	38•40-46•48
865	Boneville T100	08>11	9689	525GXW 104	18-43	4057 K	16÷18	2070 C 2070 ED	42:45 41:44
865	Speedmaster	06>11	9690	525GXW 112	18-42	4057 K	16÷18	344 C	38•40-46•48
865	Scambler	06>11	9594	525GXW 106	18-43	4057 K	16÷18	2070 C 2070 ED	42:45 41:44
865	Thruyton	07>10		525GXW 104	18-43	4057 K	16÷18	2070 C 2070 ED	42:45 41:44
885	Trophy	91>95	7700 7700B	530GXW 112 530XSO	17-46	4016 K	17÷19	334 THF 334 C	39:46•48 39:46•48
900	Legend TT	99>00		530GXW 116	17-43	4016 K	17÷19	334 THF 334 C	39:46•48 39:46•48
900	Trophy	93>98	7698 7698B	530GXW 110 530XSO	17-44	4016 K	17÷19	334 THF 334 C	39:46•48 39:46•48
900	Thruyton	04>08		525GXW 112	18-43	4057 K	16÷18	2061 THF 2061 C 2061 ED	41:49 41:49 42•43
955	Adventurer	96>01	7699	530GXW 112	17-43	4016 K	17÷19	334 THF 334 C	39:46•48 39:46•48
955	Daytona 955i	99>03	7694	530GXW 106	19-42	4016 K	17÷19	2046 THF 2046 C	43 42•43
955	Daytona T595 Speed Triple	97>99 99>01	7696	530GXW 108	18-43	4016 K	17÷19	2046 THF 2046 C	43 42•43
955	Sprint ST955	99>01	7706	530GXW 116	18-43	4016 K	17÷19	334 THF 334 C	39:46•48 39:46•48
955	Sprint Thunderbird	93>98 95>97	7700	530GXW 112	17-46	4016 K	17÷19	334 THF 334 C	39:46•48 39:46•48
955	Sprint RS	00>03		530GXW 108	19-43	4016 K	17÷19	2079 THF 2079 C 2079 ED	40:43•45•46 40:46 42•43
955	Sprint ST955	99>04		530GXW 108	18-43	4016 K	17÷19	2046 THF 2046 C	43 42•43
955	Thunderbird	98>04	7704	530GXW 114	17-43	4016 K	17÷19	334 THF 334 C	39:46•48 39:46•48
955	Daytona Trident	91>96 93>98		530GXW 112	17-46	4016 K	17÷19	334 THF 334 C	39:46•48 39:46•48
955	Speed Triple	94>97	7697	530GXW 110	17-43	4016 K	17÷19	334 THF 334 C	39:46•48 39:46•48
955	Speed Triple Daytona 955 i	02>04 03>06	7695	530GXW 106	18-42	4016 K	17÷19	2046 C 2046 THF	42•43 43
955	Tiger	93>99	7703	530GXW 112	18-48	4016 K	17÷19	334 THF 334 C	39:46•48 39:46•48
955	Tiger	01>04	7705	530GXW 114	18-46	4016 K	17÷19	334 THF 334 C	39:46•48 39:46•48
955	Tiger	05>06		530GXW 114	18-46	4016 K	17÷19	2079 THF 2079 C 2079 ED	40:43•45•46 40:46 42•43
1000	Daytona	91>95		530GXW 112	17-48	4016 K	17÷19	334 THF 334 C	39:46•48 39:46•48
1050	Speed Triple	05>12	9674	530GXW 106	18-42	4016 K	17÷19	2046 C 2046 THF	42•43 43
1050	Speed Triple R	2012		530GXW 106	18-43	4016 K	17÷19	2046 C 2046 THF	42•43 43
1050	Sprint ST	05>10	7694	530GXW 106	19-42	4016 K	17÷19	2046 C 2046 THF	42•43 43
1050	Tiger	07>10	9692	530GXW 114	18-44	4016 K	17÷19	2079 C 2079 THF 2079 ED	40:46 40:43•45•46 42•43
1200	Daytona	91>92	7710	530GXW 110	18-43	4016 K	17÷19	334 THF	39:46•48
1200	Daytona	93>06		530GXW 110	18-43	4016 K	17÷19	334 THF 334 C	39:46•48 39:46•48
1200	Trophy	91>92	7714	530GXW 114	18-45	4016 K	17÷19	334 THF 334 C	39:46•48 39:46•48
1200	Trophy	93>99	7712	530GXW 110	18-44	4016 K	17÷19	334 THF 334 C	39:46•48 39:46•48
1200	Trophy	01		530GXW 108	19-40	4016 K	17÷19	334 THF 334 C	39:46•48 39:46•48
1200	Trophy	02>03		530GXW 108	18-40	4016 K	17÷19	334 THF 334 C	39:46•48 39:46•48

update 7 September 2012

CHT CHIARAVALLI MOTORCYCLE REAR DRIVE SELECTOR 2012

Marca e modello <i>Make and Model</i>	anno year	 KIT	 catena - chain	numero denti originali stock number of teeth	 pignone front sprocket		 corona rear sprocket	
					p/n	denti - teeth	p/n	denti - teeth

update 7 September 2012





Vor

400	EN 400	02		520XSO 114	13-48	4056 K	13*14	2072 E	47*48*51*52
								2072 ESM	40÷46
530	EN 530	02		520XSO 114	13-48	4056 K	13*14	2072 E	47*48*51*52
								2072 ESM	40÷46
530	MX 530	02		520XSO 114	14-48	4056 K	13*14	2072 E	47*48*51*52
								2072 ESM	40÷46
530	SM 530	02		520XSO 114	14-40	4056 K	13*14	2072 ESM	40÷46




Yamaha

50	DT 50 MX France	81>85		420M 106	13-42	562	10÷16	832	38*40*42÷46*48*52
50	DT 50 MX-MX-S	83>95		420M 112	11-48	562	10÷16	832	38*40*42÷46*48*52
50	DT 50 - R	03>06		420M 126	12-48	4038	10÷15	2075 C	45*48*50*52*53
50	DT 50 #428 chain conversion	03>		428 126	11-48	4035	11÷15	2106 E	48*50*51*52*54*56*58*60*62
50	DT 50 - SM	03>06		420M 126	11-48	4038	10÷15	2075 C	45*48*50*52*53
50	DT 50 SM #428 chain conversion	03>		428 126	11-48	4035	11÷15	2106 E	48*50*51*52*54*56*58*60*62
50	DT 50 R, DT 50 R SM	03>05		420M 126	12-48	4038	10÷15	2075 C	45*48*50*52*53
50	DT 50 R-MX-S	86>94		420M 122	10-48	562	10÷16	832	38*40*42÷46*48*52
50	DT 50 R	91>95		420M 116	13-38	560	12÷16	832	38*40*42÷46*48*52
						560 KC	13*14		
50	DT 50 R Vitesse	96		420M 116	10-52	562	10÷16	832	38*40*42÷46*48*52
50	DT 50 R X-Limit	97>	9399	420M 128	12-52	4038	10÷15	832	38*40*42÷46*48*52
50	DT 50 R	03>06		420M 116	11-50	4038	10÷15	2075 C	45*48*50*52*53
50	LB 50 2M Chappy	85>95		420M 94	14-32	560	12÷16	834	32*37*39*41*48
						560 KC	13*14		
50	RD 50 M-MX	79>88		420M 106	12-48	562	10÷16	834	32*37*39*41*48
50	TY 50 M	78>81		420M 104	12-45	562	10÷16	832	38*40*42÷46*48*52
50	TZR 50 RR	03>04	7773	420M 130	11-47	4038	10÷15	2051	47
50	TZR 50 X-Power	96>09	9400	420M 130	12-47	4038	10÷15	2051	47
50	TZR 50 X-Power #428 chain conversion	96>=9	9401	428 130	17502	4035	11÷15	835	45*46*47*48*49*52
80	DT 80 MX	81>83		420M 108	13-41	562	10÷16	832	38*40*42÷46*48*52
80	DT 80 LC2	85>94	9402	428 126	15-51	550	15*16	843	49÷51*53
80	FZR 80 RR	92>94		428 428	14-45	555	14	835	45*46*47*48*49*52
80	LB 80	85>89		420M90 90	15-32	560	12÷16	834	32*37*39*41*48
						560 KC	13*14		
80	PW 80	86>09	9403	420M 108	15-32	546	14*15	834	32*37*39*41*48
80	RD 80 LC1	82		420M 108	15-48	546	14*15	834	32*37*39*41*48
80	RD 80 LC2	83>85		420M 108	14-48	555	14	835	45*46*47*48*49*52
80	RD 80 MX	82>85		420M 108	13-41	562	10÷16	834	32*37*39*41*48
80	TZR 80	92>95	9404	428 126	14-48	555	14	835	45*46*47*48*49*52
80	TZR 80 RR	96	9405	428 126	15 46	263	14÷16	835	45*46*47*48*49*52
80	YZ 80	93>02	9595	428MXZ 118	14-47	416 K	12÷16	2066 E	47÷53
			9595B 428H						
85	YZ 85	02>12	9596	428MXZ 122	14-47	558	13÷18	2066 E	47÷53
100	RXS 100	85>95		428 110	15-36	416 K	12÷16	838	36*39*45
100	YB 100	79>92		420M 98	15-37	560	12÷16	834	32*37*39*41*48
						560 KC	13*14		
125	DT 125 MX	76>82		428 118	15-49	416 K	12÷16	843	49÷51*53
125	DT 125 LC1	84>87		428 118	15-49	263	14÷16	843	49÷51*53
125	DT 125 LC2-3/R	85>88		428 126	16-53	263	14÷16	843	49÷51*53
125	DT 125 LC	88	9406	428 128	16-50	264	14÷16	842	45*50*52
125	DT 125 R1-2	89>92		428 134	17-55	558	13÷18	839	53*55*57
125	DT 125 R France	92>95		428 134	17-57	558	13÷18	839	53*55*57
125	DT 125 R3	93>01	9407	428 134	16-57	558	13÷18	839	53*55*57
125	DT 125 Ténéré	89>92		428 126	16-50	264	14÷16	843	49÷51*53
125	DT 125 X	05		428 134	14-57	558	13÷18	839	53*55*57
125	RD 125 DX - 1E7	80>81		428 112	15-39	416 K	12÷16	838	36*39*45
125	RD 125 LC1	82>85		428 118	16-46	263	14÷16	835	45*46*47*48*49*52
125	RD 125 LC2/YPVS	85>87		428 118	16-45	263	14÷16	835	45*46*47*48*49*52
125	RDZ 125 LC	87>89		428 118	16-45	263	14÷16	835	45*46*47*48*49*52
125	RS 125 DX	76>84		428 110	15-36	416 K	12÷16	838	36*39*45
125	SR 125 SE	83>90	9408	428 120	14-49	263	14÷16	843	49÷51*53
125	SR 125 SE Custom	91>96	9597	428 120	14-49	263	14÷16	835	45*46*47*48*49*52
125	SR 125 Spain	92>97	7774	428H 120	13-49	4022 K	13	835	45*46*47*48*49*52
			7774B 428						
125	TDR 125 Italy	89>91		428H 132	16-52	558	13÷18	839	53*55*57
125	TDR 125 R	92>95		428H 130	16-51	558	13÷18	2014	47*51*55*57
125	TDR 125 R	93>99	7715	428H 136	16-57	558	13÷18	2014	47*51*55*57
125	TW 125	99>04	7716	428H 122	14-50	4042	14	842	45*50*52
125	TY 125	88>89	9409	428 120	13-52	416 K	12÷16	842	45*50*52
125	TZR 125	88>90	9410	428H 130	16-45	263	14÷16	835	45*46*47*48*49*52
125	TZR 125 R	92>93		428H 136	17-47	558	13÷18	2014	47*51*55*57
125	TZR 125 R	93>97	9598	428H 140	16-46	558	13÷18	2024	46
125	TZR 125 RR	94>99	9599	428H 136	18-51	558	13÷18	2014	47*51*55*57





CHT CHIARAVALLI MOTORCYCLE REAR DRIVE SELECTOR 2012

Marca e modello Make and Model	anno year	 KIT	 catena - chain	numero denti originali stock number of teeth	 pignone front sprocket		 corona rear sprocket		
					p/n	denti - teeth	p/n	denti - teeth	
update 7 September 2012									
125 WR 125	99>00	9600	520KZ6	112	13-48	564 564 KC	13*14 13*14	2015 EC 2015 C	47*53 46*48÷50*52
125 WR 125 R - WR 125 X	09>10		428MXZ		14-53	4095 K	14*15	839	53*55*57
125 XT 125 - 2YE	88>90		428H	120	14-53	263	14÷16	843	49*51*53
125 XT 125 - 2YU	91>94		428H	118	14-50	263	14÷16	843	49*51*53
125 XT125 R	05>10		428H	128	14-50	263	14÷16	2106 E	48*50*51*52*54*56*58*60*62
125 XT125 X	05>10		428H	126	14-48	263	14÷16	2106 E	48*50*51*52*54*56*58*60*62
125 XV 125 Virago	97>00	9411 9411B	520H	114	13-47	4033	13	857 C	38÷42*45÷47*50
125 XVS 125 Drag Star	00>05		428H146	146	16-59	558	13÷18	nd	
125 YBR125	05>06		428	118	14-45	263	14÷16	838	36*39*45
125 YBR125	07>10	9698	428	118	14-45	4100	13*14	838	36*39*45
125 YBR125 Custom	08>10		428	118	14-43	4022	13*14	838	36*39*45
125 YZ 125	87>88		520KZ6	112	13-49	564 564 KC	13*14 13*14	853 EC 853 C 2045 C	48÷52 40*41 40:42*44*46÷48*50
125 YZ 125	89>92		520KZ6	116	13-51	564 564 KC	13*14 13*14	853 EC 853 C 2045 C	48÷52 40*41 40:42*44*46÷48*50
125 YZ 125	93>96		520KZ6	114	13-50	564 564 KC	13*14 13*14	853 EC 853 C 2045 C	48÷52 40*41 40:42*44*46÷48*50
125 YZ 125	97>98	9601	520KZ6	112	13-48	564 564 KC	13*14 13*14	853 EC 853 C 2045 C	48÷52 40*41 40:42*44*46÷48*50
125 YZ 125	99>01		520KZ6	112	13-48	564 564 KC	13*14 13*14	2015 EC 2015 ESM 2015 C	47÷53 42÷46 46*48÷50*52
125 YZ 125	02>04	9602	520KZ6	112	13-49	564 564 KC	13*14 13*14	2015 EC 2015 ESM 2015 C	47÷53 42÷46 46*48÷50*52
125 YZ 125	05>12	9603	520KZ6	112	13-48	4050 K 4050 KC	12÷15 13*14	2015 EC 2015 ESM 2015 C	47÷53 42÷46 46*48÷50*52
125 YZF-R125	08>12	9693	428H	132	14-48	4095 K	14*15	2131 C 2131 E	46*47*48*49 48
175 DT 175 MX	80>85		428SO	118	15-49	416 K	12÷16	843	49*51*53
200 DT 200 R	89>93		520SMO	108	13-43	564 564 KC	13*14 13*14	2045 C	40:42*44*46÷48*50
200 TW 200, TW 200 C	87>94		428H	126	14-50	4042	14	842	45*50*52
200 TW 200, TW 200 C	95 >09		428H	122	14-50	4042	14	842	45*50*52
200 WR 200 R	92>96		520SMO	116	13-52	564 564 KC	13*14 13*14	853 EC 853 C 2045 C	48÷52 40*41 40:42*44*46÷48*50
230 TT-R230	05>09		520SMO	106	13-49	4078 K	13	2015 EC 2015 ESM 2015 C	47÷53 42÷46 46*48÷50*52
250 SR 250	86>96	7775	520	100	14-40	572 K	14÷16	845 C	40*45*46
250 SR 250 SE	80>84	7779 7779B	520SO	100	16-45	572 K	14÷16	845 C	40*45*46
250 SR 250	91>96		520	100	16-46	572 K	14÷16	845 C	40*45*46
250 TDR 250	88>90		520SMO	108	14-45	565 K 565 KC	11÷16 13÷15	846 C	37*39*41*45
250 TT 250 R	95>98	9412	520SO	106	14-44	4026 K	14	2045 C	40:42*44*46÷48*50
250 TZR 250	87>92	9604 9604B	520SMO	110	14-41	565 K 565 KC	11÷16 13÷15	846 C	37*39*41*45
250 WR 250 Z	97>98	9605 9605B	520SMO	114	14-48	569 K 569 KC	13÷17 14	853 EC 853 C 2045 C	48÷52 40*41 40:42*44*46÷48*50
250 WR 250	99>00	9493 9493B	520SMO	114	14-50	565 K 565 KC	11÷16 13÷15	2015 EC 2015 C	47÷53 46*48÷50*52
250 WR 250 F	01>06	9490	520SMO	114	13-52	4050 K 4050 KC	12÷15 13*14	2015 EC 2015 ESM 2015 C	47÷53 42÷46 46*48÷50*52
250 WR 250 F	07	9491	520SMO	112	13-50	4050 K 4050 KC	12÷15 13*14	2015 EC 2015 ESM 2015 C	47÷53 42÷46 46*48÷50*52
250 WR 250 F	08>09	9670	520SMO	112	14-47	4050 K 4050 KC	12÷15 13*14	2015 EC 2015 ESM 2015 C	47÷53 42÷46 46*48÷50*52
250 WR 250 R	08>12	9671	520SMO	108	13-43	4050 K 4050 KC	12÷15 13*14	2015 ESM 2015 EC 2015 C	42÷46 47÷53 46*48÷50*52
250 WR 250 X	08>12	9672	520SMO	108	13-42	4050 K 4050 KC	12÷15 13*14	2015 ESM 2015 EC	42÷46 47÷53

CHT CHIARAVALLI MOTORCYCLE REAR DRIVE SELECTOR 2012





Marca e modello Make and Model		anno year	 KIT catena - chain		numero denti originali stock number of teeth	 pignone front sprocket		 corona rear sprocket	
			p/n	denti - teeth		p/n	denti - teeth		
update 7 September 2012									
250	XT 250	80>90		520SMO 98	15-46	572 K	14÷16	845 C	40•45•46
250	XV 250 S Virago	89>09	7776	520SO 114	16-45	572 K	14÷16	857 C	38-42•45÷47•50
250	YBR 250	41250		428H 132	15-44			2024 C	46
250	YZ 250	85>86		520MXZ4 114	14-50	569 K 569 KC	13÷17 14	853 EC 853 C 2045 C	48÷52 40•41 40÷42•44•46÷48•50
250	YZ 250	87>89		520MXZ4 114	14-49	569 K 569 KC	13÷17 14	853 EC 853 C 2045 C	48÷52 40•41 40÷42•44•46÷48•50
250	YZ 250	90>93		520MXZ4 114	14-51	569 K 569 KC	13÷17 14	853 EC 853 C 2045 C	48÷52 40•41 40÷42•44•46÷48•50
250	YZ 250	94>98	9606	520MXZ4 114	13-49	569 K 569 KC	13÷17 14	853 EC 853 C 2045 C	48÷52 40•41 40÷42•44•46÷48•50
250	YZ 250	99>01	9607	520MXZ4 114	14-50	565 K 565 KC	11÷16 13÷15	2015 EC 2015 ESM 2015 C	47÷53 42÷46 46•48÷50•52
250	YZ 250	02>05	9608	520MXZ4 114	14-49	565 K 565 KC	11÷16 13÷15	2015 EC 2015 ESM 2015 C 2015 SPE	47÷53 42÷46 46•48÷50•52 Flangia corona - Spacer 4 mm.
250	YZ 250	06>12	9607	520MXZ4 114	14-50	565 K 565 KC 565 SM	11÷16 13÷15 14•15	2015 EC 2015 ESM 2015 C 2015 SPE	47÷53 42÷46 46•48÷50•52 Flangia corona - Spacer 4 mm.
250	YZ 250 F	01>11	9610	520MXZ4 112	13-49	4050 K 4050 KC	12÷15 13•14	2015 EC 2015 ESM 2015 C	47÷53 42÷46 46•48÷50•52
250	YZ 250 F	2012		520MXZ4 114	13-51	4050 K 4050 KC	12÷15 13•14	2015 EC 2015 ESM 2015 C	47÷53 42÷46 46•48÷50•52
350	RD 350 LC	80>82		530XSO 102	16-39	567 K	15•16	848 C	39
350	RD 350 LC YPVS	83>94	9413 9413B	520XSO 106	17-39	569 K 569 KC	13÷17 14	846 C	37•39•41•45
350	TT 350	86>95	7717	520SO 108	14-50	575 K	14÷16	2045 C	40÷42•44•46÷48•50
350	XT 350 H/N	85>98	7718	428SO 130	19-52	576 K	19	842	45•50•52
400	FZR 400 Genesis	88		525SMO 104	15-44	574 K	15	844 C	41
400	FZR 400 RR	88>94		428GXW 130	19-55	582 K	19•20	2014	47•51•55•57
400	FZR 400 RR Switzerland	91>94		428GXW 130	20-55	582 K	19•20	2014	47•51•55•57
400	WR 400	98	9492 9492B	520SMO 114	14-50	565 K 565 KC	11÷16 13÷15	853 EC 853 C 2045 C	48÷52 40•41 40÷42•44•46÷48•50
400	WR 400	99>00	9493 9493B	520SMO 114	14-50	565 K 565 KC	11÷16 13÷15	2015 EC 2015 C	47÷53 46•48÷50•52
400	WR 400-426 F	01>02	9493 9493B	520SMO 114	14-50	565 K 565 KC 565 SM	11÷16 13÷15 14•15	2015 EC 2015 ESM 2015 C 2015 SPE	47÷53 42÷46 46•48÷50•52 Flangia corona - Spacer 4 mm.
400	XJ 400	82		530SO 104	16-45	571 K	16•17	856 C	44•45
400	XS 400	78>79		530SO 104	16-39	567 K	15•16	854 C	39•46
400	XS 400 SE	80>83		530SO 102	16-36	567 K	15•16	854 C	39•46
400	XT 400	83>89		520SO 100	15-45	575 K	14÷16	857 C	38÷42•45÷47•50
400	YZ 400 F	98	9611	520MXZ4 114	14-49	569 K 569 KC	13÷17 14	853 EC 853 C 2045 C	48÷52 40•41 40÷42•44•46÷48•50
400	YZ 400	99		520MXZ4 114	14-49	565 K 565 KC	11÷16 13÷15	2015 EC 2015 C	47÷53 46•48÷50•52
426	WR 426 F	02>	9493 9493B	520SMO 114	14-50	565 K 565 KC 565 SM	11÷16 13÷15 14•15	2015 EC 2015 ESM 2015 C 2015 SPE	47÷53 42÷46 46•48÷50•52 Flangia corona - Spacer 4 mm.
426	YZ 426	00		520SMO 114	14-50	565 K 565 KC	11÷16 13÷15	2015 EC 2015 C	47÷53 46•48÷50•52
426	YZ 426 F	01>02	9612	520SMO 114	13-49	565 K 565 KC 565 SM	11÷16 13÷15 14•15	2015 EC 2015 ESM 2015 C 2015 SPE	47÷53 42÷46 46•48÷50•52 Flangia corona - Spacer 4 mm.
450	WR 450 F	03>04	9496	520SMO 112	14-47	565 K 565 KC 565 SM	11÷16 13÷15 14•15	2015 EC 2015 ESM 2015 C 2015 SPE	47÷53 42÷46 46•48÷50•52 Flangia corona - Spacer 4 mm.
450	WR 450 F	05>08	9493	520SMO 114	14-50	565 K 565 KC	11÷16 13÷15	2015 EC 2015 ESM	47÷53 42÷46

CHT CHIARAVALLI MOTORCYCLE REAR DRIVE SELECTOR 2012





Marca e modello Make and Model	anno year	 KIT	 catena - chain	numero denti originali stock number of teeth	 pignone front sprocket		 corona rear sprocket	
					p/n	denti - teeth	p/n	denti - teeth
					565 SM	14*15	2015 C	46*48÷50*52
450 WR 450 F	09	9694	520SMO 114	14-47	565 K 565 KC 565 SM	11÷16 13÷15 14*15	2015 SPE 2015 EC 2015 ESM 2015 C 2015 SPE	Flangia corona - Spacer 4 mm. 47÷53 42÷46 46*48÷50*52 Flangia corona - Spacer 4 mm.
450 YZ 450 F	03>04	9613	520SMO 112	14-48	565 K 565 KC 565 SM	11÷16 13÷15 14*15	2015 EC 2015 ESM 2015 C 2015 SPE	47÷53 42÷46 46*48÷50*52 Flangia corona - Spacer 4 mm.
450 YZ 450 F	05	9614	520SMO 114	14-51	565 K 565 KC 565 SM	11÷16 13÷15 14*15	2015 EC 2015 ESM 2015 C 2015 SPE	47÷53 42÷46 46*48÷50*52 Flangia corona - Spacer 4 mm.
450 YZ 450 F	06>12	9612	520SMO 114	13-49	565 K 565 KC 565 SM	11÷16 13÷15 14*15	2015 EC 2015 ESM 2015 C 2015 SPE	47÷53 42÷46 46*48÷50*52 Flangia corona - Spacer 4 mm.
490 YZ 490	87>90		520MXZ4 114	14-50	569 K 569 KC	13÷17 14	853 EC 853 C 2045 C	48÷52 40*41 40÷42*44*46÷48*50
500 RD 500 LC	84>87		530XSO 102	15-38	579 K	15÷18	862 C	38*44*45
500 SR 500	78>90		530XSO 104	16-42	566 K	14÷18	841 C	42
500 SR 500	91>00	7719	428GXW 130	20-55	582 K	19*20	851	55
500 XT 500	76>89	7720	520SO 100	16-42	565 K 565 KC	11÷16 13÷15	2045 C	40÷42*44*46÷48*50
500 XT 500 #530 chain conversion	76>89		530XSO 100	16-42	566 K	14÷18	841 C	42
550 XJ 550 R	81>83		530XSO 104	16-45	571 K	16*17	856 C	44*45
550 XT 550	82>83		520XSO 98	15-39	575 K	14÷16	857 C	38÷42*45÷47*50
600 FZ 600	86>88		530SO 104	16-44	571 K	16*17	862 C	38*44*45
600 FZR 600 C	89>90	9415	530XSO 108	15-46	566 K	14÷18	865 C	39*43÷46*49
600 FZR 600 R - 4JH	94>97		530SO 108	15-47	566 K	14÷18	859 THF 859 C	38*39*41*42*47*48 38÷42*47*48
600 FZS 600 Fazer	98>03	7722	530XSO 110	15-48	566 K	14÷18	859 THF 859 C	38*39*41*42*47*48 38÷42*47*48
600 FZS 600 Fazer #520 chain conversion	98>03	7722B	530SO		566 KM	14÷17	859 EMD	43÷45*48÷50
600 FZ6 600 Fazer / N-NS	04>12	9021	530XSO 118	16-46	580 K	15*16*17	479 THF 479 C 479 ED	38÷39*42÷49 38*39*42÷49 43*44
600 FZ6 600 Fazer N / NS #520 chain conversion	04>12	9021B	530SO		584 KM	14÷17	479 EMD 486 C	40÷52 38*40÷42*44*45*47
600 FZ6 6R	09>12		520XSO 118	16-46	584 KM	14÷17	479 THF 479 C 479 ED	38÷39*42÷49 38*39*42÷49 43*44
600 SRX 600 C	86>90	9417	520XSO 104	15-37	575 K	14÷16	846 C	37*39*41*45
600 TT 600	83>92	7723	520XSO 112	14-50	575 K	14÷16	2045 C	40÷42*44*46÷48*50
600 TT 600 E (96>00) - RE (04)		7724	520XSO 110	15-47	577 K	14*15	857 C	38÷42*45÷47*50
600 TT 600 R	97>01	7725	520XSO 112	15-44	577 K	14*15	2045 C	40÷42*44*46÷48*50
600 TT 600 S	93>95		520XSO 110	15-44	577 K	14*15	2045 C	40÷42*44*46÷48*50
600 XJ 600	84>90	9418	530SO 106	16-44	571 K	16*17	862 C	38*44*45
600 XJ 600	91>92	7726	530SO 106	17-44	571 K	16*17	862 C	38*44*45
600 XJ 600 S/N Diversion	92>01	7727	520XSO 110	16-48	585 K	16	855 C	45-46-47-48
600 XJ 600 N	96>00	9616	520XSO 108	16-46	585 K	16	855 C	45-46-47-48
600 XJ 600 Diversion, XJ6 Diversion F, XJ6 N	09>12		520GXW 118	16-46	584 KM	14÷17	305 C	42÷48*50
600 XT 600	85>86	9419	520XSO 104	15-40	575 K	14÷16	857 C	38÷42*45÷47*50
600 XT 600 E	90>02	7728	520XSO 106	15-45	577 K	14*15	857 C	38÷42*45÷47*50
600 XT 600	87>94	7729	520XSO 102	15-39	577 K	14*15	857 C	38÷42*45÷47*50
600 XT 600 Ténéré	83>86	7729	520XSO 102	15-39	575 K	14÷16	857 C	38÷42*45÷47*50
600 XT 600 Z E	87>90	9124	520XSO 104	15-40	577 K	14*15	857 C	38÷42*45÷47*50
600 YZF 600 R Thundercat	96>03	7731	530XSO 108	15-47	566 K	14÷18	859 THF 859 C	38*39*41*42*47*48 38÷42*47*48
600 YZF 600 R6	99>02	7732	532GSV 116	16-48	584 K	15÷17	2053 THF 2053 C 2053 ED	48*49 46*48*49 48
600 YZF 600 R6 #530 chain conversion	99>02	9126	530GXW 116	16-48	580 K	15*16*17	2097 THF 2097 C	48*49 48*49
600 YZF 600 R6 #520 chain conversion	99>02	7777	520GXW 116	16-48	584 KM	14÷17	2053 EMD	45÷50
600 YZF 600 R6	03>05	7733	532GSV 116	16-48	584 K	15÷17	2090 THF 2090 C	48*49 48*49
600 YZF 600 R6 #530 chain conversion	03>05	9022	530GXW 116	16-48	580 K	15*16*17	479 THF 479 C 479 ED	38÷39*42÷49 38*39*42÷49 43*44
600 YZF 600 R6 #525 chain conversion	03>05		525GXW 116	16-48	4074 K	15*16	2111 THF 2111 C	45*46 43÷46

update 7 September 2012

CHT CHIARAVALLI MOTORCYCLE REAR DRIVE SELECTOR 2012

Marca e modello Make and Model	anno year	 KIT	 catena - chain	numero denti originali stock number of teeth	 pignone front sprocket		 corona rear sprocket		
					p/n	denti - teeth	p/n	denti - teeth	
update 7 September 2012									
600	YZF 600 R6 #520 chain conversion	03>05	7778	520GXW 116	16-48	584 KM	14÷17	2111 ED 479 EMD 486 C	45•46 40:52 38•40÷42•44•45•47
600	YZF 600 R6	06> 12	9422	525GXW 114	16-45	4074 K	15•16	2111 THF 2111 C 2111 ED	45•46 43:46 45•46
600	YZF 600 R6 #520 chain conversion	06> 12		520GXW 114	16-45	584 KM	14÷17	479 EMD 486 C	40:52 38•40÷42•44•45•47
600	R46	05		532GSV 116	16-48	584 K	15÷17	2090 THF 2090 C	48•49 48•49
600	R46 #530 chain conversion	05	9022 9022B	530GXW 116 530XSO	16-48	580 K	15•16•17	479 THF 479 C 479 ED 479 EMD	38:39•42÷49 38:39•42÷49 43•44 40:52
600	R46 #520 chain conversion	05		520GXW 116	16-48	584 KM	14÷17	479 EMD	40:52
650	XJ 650	86>90	9617	530SO 104	17-33	568 K	17	850 C	33
650	XS 650	75>83		530SO 104	17-33	568 K	17	850 C	33
660	MT-03	06> 12		520XSO 112	15-45	308 K	14•15	855 C	45-46-47-48
660	SZR 660	95>97	9426	520XSO 110	15-39	577 K	14•15	846 C	37•39•41•45
660	XTZ 660 Ténéré	90>95	7734	520XSO 110	15-45	577 K	14•15	857 C	38:42•45÷47•50
660	XTZ 660 Ténéré	96>00	7735	520XSO 110	15-46	577 K	14•15	857 C	38:42•45÷47•50
660	XTZ 660 Ténéré	08> 12	9673	520XSO 110	15-45	308 K	14•15	855 C	45-46-47-48
660	XT 660 R - X	04> 12	9023	520XSO 110	15-45	308 K	14•15	855 C	45-46-47-48
750	FZ 750	85>86		530XSO 110	16-44	580 K	15•16•17	865 C	39•43÷46•49
750	FZ 750 Genesis	87>91	9427 9427B	530XSO 110 530SO	16-43	580 K	15•16•17	865 C	39•43÷46•49
750	FZ 750	91>93		530XSO 110	17-43	580 K	15•16•17	865 C	39•43÷46•49
750	FZR 750 R Genesis	88>89		530XSO 110	17-42	580 K	15•16•17	859 THF 859 C	38•39•41•42•47•48 38:42•47•48
750	FZR 750 R OW-01	89>92	9428	532GSV 108	16-46	584 K	15÷17	866 THF 866 C	38•43•46 38•39•43•46•47
750	FZX 750	86>97	7736 7736B	530XSO 106 530SO	17-39	580 K	15•16•17	865 C	39•43÷46•49
750	XTZ Super Ténéré	89>00	7737	520XSO 112	16-46	578 K	16	855 C	45-46-47-48
750	YZF 750 R/RC	93>99		532GSV 106	16-43	584 K	15÷17	866 THF 866 C	38•43•46 38•39•43•46•47
750	YZF 750 R SP	93>97		530SO 118	17-42	580 K	15•16•17	859 THF 859 C	38•39•41•42•47•48 38:42•47•48
750	YZF 750 R7	99>00	9618	530SO 118	17-42	580 K	15•16•17	479 THF 479 C 479 ED	38:39•42÷49 38•39•42÷49 43•44
800	FZ8, FZ8N, FZ8NA, FZ8S, FZ8SA Fazer 8	10> 12		525XSO 122	16-46	4055 K	15•16	300 C 859 EMD	39•42•43•47•49 43:45•48÷50
850	TDM 850	92>96	7740	525XSO 114	16-44	520 K	14÷17	867 THF 867 C	42:44 42:44
850	TDM 850	96>98	7741	525XSO 114	17-42	4030 K	17	867 THF 867 C	42:44 42:44
850	TDM 850	99>01	7739	525XSO 114	16-43	520 K	14÷17	867 THF 867 C	42:44 42:44
850	TRX 850	96> 00	7742	525XSO 110	17-39	4030 K	17	300 C	39•42•43•47÷49
900	TDM 900, ABS	02> 12	7743	525GXW 118	16-42	4055 K	15•16	300 C	39•42•43•47÷49
1000	FZR 1000 Genesis	87>88	7745	532GSV 110	16-46	584 K	15÷17	866 THF 866 C	38•43•46 38•39•43•46•47
1000	FZR 1000 EX-UP	89>97		532GSV 110	17-47	584 K	15÷17	866 THF	38•43•46
1000	FZR 1000 EX-UP #530 chain conversion	89>97	7744	530GXW 110	17-47	580 K	15•16•17	859 THF 859 C	38•39•41•42•47•48 38:42•47•48
1000	FZ1, FZS1000 Fazer	00>05	7746 9722	530GXW 116	16-44	579 K	15÷18	479 THF 479 C 479 ED	38:39•42÷49 38•39•42÷49 43•44
1000	FZ1, FZS1000 Fazer #520 chain conversion	00>05		520GXW 116	16-44	579 KM	14÷17	479 EMD	40:52
1000	FZ1, FZS1000 Fazer, FZ1 N	06> 12	9434 9723	530GXW 122	17-45	579 K	15÷18	479 THF 479 C 479 ED	38:39•42÷49 38•39•42÷49 43•44
1000	FZ1, FZS1000 Fazer, FZ1 N 520 chain conv	06> 12		520GXW 122	17-45	579 KM	14÷17	479 EMD	40:52
1000	GTS 1000	93>99		532GSV 118	17-47	584 K	15÷17	866 THF 866 C	38•43•46 38•39•43•46•47
1000	GTS 1000 #530 chain conversion	93>99	7747	530GXW 118	17-47	580 K	15•16•17	859 THF	38•39•41•42•47•48
1000	YZF1000R Thunderace	96>97	7748	532GSV 110	17-46	584 K	15÷17	866 THF	38•43•46
1000	YZF1000R Thunderace (530 chain conversion)	96>97		530GXW 110	17-46	580 K	15•16•17	859 THF	38•39•41•42•47•48
1000	YZF 1000 R	96>97	9437	530GXW 114	16-42	580 K	15•16•17	859 THF	38•39•41•42•47•48
1000	YZF 1000 R #520 chain conversion	96>97		520GXW 114	16-42	584 KM	14÷17	859 EMD	43:45•48÷50
1000	YZF 1000 R1	98>03	7749	530GXW 114	16-43	579 K	15÷18	479 THF 479 C 479 ED	38:39•42÷49 38•39•42÷49 43•44

CHT CHIARAVALLI MOTORCYCLE REAR DRIVE SELECTOR 2012

Marca e modello Make and Model	anno year	 KIT	 catena - chain	numero denti originali stock number of teeth	 pignone front sprocket		 corona rear sprocket		
					p/n	denti - teeth	p/n	denti - teeth	
1000	YZF 1000 R1 #520 chain conversion	98>03		520GXW 116	16-43	579 KM	14÷17	479 EMD	40÷52
1000	YZF 1000 R1	04>06	9439	530GXW 116	17-45	579 K	15÷18	479 THF 479 C 479 ED	38÷39•42÷49 38•39•42÷49 43•44
1000	YZF 1000 R1 #520 chain conversion	04>06		520GXW 118	17-45	579 KM	14÷17	479 EMD	40÷52
1000	YZF 1000 R1	07>08	9621	530GXW 118	17-45	579 K	15÷18	479 THF 479 C 479 ED	38÷39•42÷49 38•39•42÷49 43•44
1000	YZF 1000 R1 #520 chain conversion	07>08		520GXW 118	17-45	579 KM	14÷17	479 EMD	40÷52
1000	YZF 1000 R1	09>12	9691	530GXW 120	17-47	579 K	15÷18	479 THF 479 C 479 ED	38÷39•42÷49 38•39•42÷49 43•44
1000	YZF 1000 R1 #520 chain conversion	09>12		520GXW 110	17-47	579 KM	14÷17	479 EMD	40÷52
1100	FJ 1100 L/N	84>85	9441	530GXW 110	17-41	579 K	15÷18	859 C 859 THF	38÷42•47•48 38•39•41•42•47•48
1200	FJ 1200	86>90	7750	530GXW 110	17-40	579 K	15÷18	859 C 859 THF	38÷42•47•48 38•39•41•42•47•48
1200	FJ 1200 A-C	91>95	7751	530GXW 110	17-39	579 K	15÷18	859 THF 859 C	38•39•41•42•47•48 38÷42•47•48
1200	XJR 1200 SP	95>98	7752	532GSV 110	17-38	4025 K	17	866 THF	38•43•46
1200	XJR 1200 SP #530 chain conversion	95>98	7753	530GXW 110	17-38	579 K	14÷17	859 THF	38•39•41•42•47•48
1300	XJR 1300	99>03		530GXW 110	17-38	579 K	15÷18	859 THF	38•39•41•42•47•48
1300	XJR 1300	04>06	9129	530GXW 112	18-39	579 K	15÷18	479 THF 479 C 479 ED	38÷39•42÷49 38•39•42÷49 43•44
1300	XJR 1300 #520 chain conversion	04>06		520GXW 120	18-39	579 KM	14÷17	479 EMD	40÷52
1300	XJR 1300	07>12		530GXW 120	17-38	579 K	15÷18	479 THF 479 C 479 ED	38÷39•42÷49 38•39•42÷49 43•44
1300	XJR 1300 #520 chain conversion	07>12		520GXW 114	17-38	579 KM	14÷17	479 EMD	40÷52
1670	MT01	05>10	9445	530GXW 114	17-39	579 K	15÷18	479 THF	39•42÷49

update 7 September 2012

Kawasaki Quads

400	KFX400, KSF400	03>06		GB520EXW 112	14-40	4072 K	13÷15	2114C	39÷41
450	KFX450R	08>11		GB520EXW 94	14-38	512 K		486C	

Honda Quads

250	TRX 250R	86>10		GB520EXW 86	13 - 39	4077 K	12÷14	2113C	38•39
300	TRX 300EX	99>10		GB520EXW 86	13 - 38	4077 K	12÷14	2113C	38•39
400	TRX 400EX	99>04		GB520EXW 92	15 - 38	4079 K	15•16	2113C	38•39
400	TRX 400EX	05>10		GB520EXW 94	14 - 39	308 K	14•15	2113C	38•39
450	TRX 450R	04>05		GB520EXW 94	15 - 38	284 K	12÷15	2113C	38•39
450	TRX 450R	06>10		GB520EXW 96	13 - 38	284 K	12÷15	2113C	38•39
700	TRX 700XX	08>10		GB520EXW 96	13 - 38	284 K	12÷15	2113C	38•39

Polaris

250	Trial Blazer	00>03		GB520EXW 76	11-36	4061 K	12•13	2098 C	36•38•40
250	Xplorer	01>02		GB520EXW 80	12-42	4061 K	12•13	2098 C	36•38•40
330	Trial Blazer 2x4	08>09		GB520EXW 78	11-40	4061 K	12•13	2098 C	36•38•40
330	Trial Boss 2x4	03>09		GB520EXW 78	11-40	4061 K	12•13	2098 C	36•38•40
400	Scrambler	00>		GB520EXW 84	13-36	4061 K	12•13	2098 C	36•38•40
400	Trial Blazer	03>		GB520EXW 76	13-36	4061 K	12•13	2098 C	36•38•40
425	Magnum 2X4	95>98		GB520EXW 86	12-38	4061 K	12•13	2098 C	36•38•40
500	Scrambler	00>09		GB520EXW 84	13-36	4061 K	12•13	2098 C	36•38•40





Suzuki Quads

400	LTZ	03>08		GB520EXW 112	14 40	4072 K	13÷15	2114C	39÷41
-----	-----	-------	--	--------------	-------	--------	-------	-------	-------

Yamaha Quads

200	YFS 200 Blaster	88>07		GB520EXW 92	13-40	4078 K	13	853 C	40•41
350	YFM 350 Warrior	89>05		GB520EXW 98	13-40	569 K 569 KC	13÷17 14	2045 C	40÷42•44•46÷48•50
350	YFM 350 Raptor	04>11		GB520EXW 98	13-38	569 K 569 KC	13÷17 14	2045 C	40÷42•44•46÷48•50
350	YZF 350 Banshee	87>88		GB520EXW 104	13-42	569 K 569 KC	13÷17 14	857 C	38÷42•45÷47•50
350	YZF 350 Banshee	89>07		GB520EXW 104	14-41	569 K 569 KC	13÷17 14	2045 C	40÷42•44•46÷48•50
350	YZF 350 Warrior	87>88		GB520EXW 100	13-40	569 K 569 KC	13÷17 14	857 C	38÷42•45÷47•50
450	YFZ 450 S	04>09		GB520EXW 96	14-38	565 K 565 KC	11÷16 13÷15	857 C	38÷42•45÷47•50
450	YFZ 450 R, X	09>11		GB520EXW 96	14-38	565 K	11÷16	857 C	38÷42•45÷47•50

CHT CHIARAVALLI MOTORCYCLE REAR DRIVE SELECTOR 2012

Marca e modello Make and Model	anno year	 KIT	 catena - chain	numero denti originali stock number of teeth	 pignone front sprocket		 corona rear sprocket	
					p/n	denti - teeth	p/n	denti - teeth
					565 KC	13÷15		
660	YFM 660 Raptor	00>05	GB520EXW 92	13-40	565 K	11÷16	2045 C	40÷42•44•46÷48•50
					565 KC	13÷15		
700	YFM Raptor R	06> 12	GB520EXW 98	15 -38	4080 K	15÷17	857 C	38÷42•45÷47•50

update 7 September 2012

BST wheels

	76 x 100 x 5 x 10,5 #520 chain		520				2067 E	36÷47
							2067 ED	35÷50
							2067 EDU-L	38÷44
	76 x 100 x 5 x 10,5 #525 chain		525				2094 ED	35÷47
	76 x 100 x 5 x 10,5 #530 chain		530				2105 ED	39÷47

Dymag wheels

	120 x 140 x 6 x 10,5 #520 chain		520				499EMD	40÷47
	120 x 140 x 6 x 10,5 #525 chain		525				498ED	44÷46
	120 x 140 x 6 x 10,5 #530 chain		530				499ED	38•39•43•44

Galespeed wheels

	80 x 100 x 6 x 10,5 #520 chain		520				2100 E	41÷46
							2100 ED	37÷46
	80 x 100 x 6 x 10,5 #525 chain		525				2140ED	39÷44
	80 x 100 x 6 x 10,5 #530 chain		530				2141ED	39÷44

Marchesini wheels

	76 x 100 x 5 x 10,5 #520 chain		520				2067 E	36÷47
							2067ED	35÷50
							2067 EDU-L	38÷44
	76 x 100 x 5 x 10,5 #525 chain		525				2094 ED	35÷47
	76 x 100 x 5 x 10,5 #530 chain		530				2105 ED	39÷47

Marvic wheels

	80 x 100 x 6 x 10,5 #520 chain		520				2100 E	41÷46
							2100 ED	37÷46
	80 x 100 x 6 x 10,5 #525 chain		525				2140ED	39÷44
	80 x 100 x 6 x 10,5 #530 chain		530				2141ED	39÷44

MFR wheels

	57 x 81 x 3 x 10,5 #415 chain		415				2138 ED	32÷47
	76 x 100 x 5 x 10,5 #520 chain		520				2067 E	36÷47
							2067 ED	34÷50
							2067 EDU-L	38÷44
	76 x 100 x 5 x 10,5 #525 chain		525				2094 ED	35÷47
	76 x 100 x 5 x 10,5 #530 chain		530				2105 ED	39÷47

OZ wheels

	57 x 81 x 3 x 10,5 #415 chain		415				2138 ED	32÷47
	60 x 86 x 3 x 10,5 #415 chain		415				2139 ED	32÷40
	76 x 100 x 5 x 10,5 #520 chain		520				2067 E	36÷47
							2067ED	35÷50
							2067 EDU-L	38÷44
	76 x 100 x 5 x 10,5 #525 chain		525				2094 ED	35÷47
	76 x 100 x 5 x 10,5 #530 chain		530				2105 ED	39÷47






Kineo wheels

	#520 chain 122 x 140 x 8 x 10,5		520				9001 ED	41÷46
							9001 ECD	47÷52
	#525 chain 122 x 140 x 8 x 10,5		525				9005 ED	43÷48
	#520 chain 85 x 105 x 8 x 10,5		520				9002 ED	42÷46
	#525 chain 85 x 105 x 8 x 10,5		525				9003 ED	36÷51
	#530 chain 85 x 105 x 8 x 10,5		530				9004 ED	38÷45

Corone semilavorate - Blanks

	1/2 x 3/16 r 7,75		415				999 E	44÷56
	1/2 x 1/4 r 8,51		420				1000 E	44÷56
	1/2 x 5/16 r 8,51		428				1001 E	34÷60
	5/8 x 1/4 r 10,16		520				1002 E	34÷58
	5/8 x 5/16 r 10,16		525				1004 E	35÷49
	5/8 x 3/8 r 10,16		530				1003 E	34÷52

CHT CHIARAVALLI MOTORCYCLE REAR DRIVE SELECTOR 2012

Marca e modello <i>Make and Model</i>	anno <i>year</i>	  KIT	 <i>catena - chain</i>	numero denti originali stock number of teeth	 pignone front sprocket	 corona rear sprocket	
				p/n	denti - teeth	p/n	denti - teeth

update 7 September 2012

Aggiornamenti al 7 Settembre 2012 in rosso

Update September 7th, 2012 in red

Modifica catena

Chain conversion

Kit serie Basic

Basic Series Kit

Pignoni e corone in alternativa in corsivo.

Optional front and rear sprockets in italics.

La lunghezza della catena è sempre riferita alla rapportatura di serie.

The number of links of the chain is given according to the stock sprockets ratio.

K	14CrNi4
KC	14CrNi4 scarico fango
KA	14CrNi4 alleggerito
KM	14CrNi4 alleggerito, #520

K	14CrNi4
KC	14CrNi4 mud grooves
KA	14CrNi4 lightened
KM	14CrNi4 lightened, 520 chain

C	acciaio C45
THF	acciaio C45 denti temprati a induzione
E	7075T6 silver
ESM	7075T6 per supermoto
EC	7075T6 silver, scarico fango (anche colorate)
ECD	7075T6 anodizzazione dura, scarico fango
EM	7075T6 silver, catena 520
ED	7075T6 anodizzazione dura
EMD	7075T6 anodizzazione dura per catena 520
EDU-L	7075T6 anodizzazione dura

C	C45 steel
THF	C45 steel with induction hardened teeth
E	7075T6 silver
ESM	7075T6 silver for supermoto
EC	7075T6 silver, mud grooves (and coloured)
ECD	7075T6 hard anodised, mud grooves
EM	7075T6 silver for 520 chain
ED	7075T6 hard anodised
EMD	7075T6 hard anodised for 520 chain
EDU-L	7075T6 hard anodised for 520 chain, ultralight

Questo aggiornamento è parte integrante del nostro CATALOGO 2011 già pubblicato.

This update is part of our CATALOGO 2011 already published.

Pur avendo riposto una grande attenzione nella raccolta dei dati, è possibile che siano presenti alcune imprecisioni o omissioni, per le quali ci scusiamo declinando nel contempo ogni responsabilità. Per qualsiasi dubbio riguardo la scelta dei componenti non esitate a contattarci al numero +39 0331219484.

Reasonable care has been exercised to collect all the information contained in this catalogue, but it is possible for some inaccuracies or omissions to be present; no liability will be accepted for any inconveniences this may cause. If any doubt for fitment please feel free to contact us at +39 0331219484.

Le informazioni contenute nel presente catalogo possono venire modificate in qualsiasi momento senza preavviso.

All details contained in this catalogue are subject to change without notice.